

VELMA FLOCH

Michigan
HEALTH STATISTICS
...1951

**MICHIGAN
DEPARTMENT
OF HEALTH**

MICHIGAN
HEALTH STATISTICS

ANNUAL STATISTICAL REPORT
1951



Division of Disease Control, Records and Statistics
Michigan Department of Health
Lansing 4, Michigan

MICHIGAN DEPARTMENT OF HEALTH

LANSING 4, MICHIGAN
Old Dewitt Road — Tel. 4-1491



Albert E. Heustis M. D., Commissioner

Honorable G. Mennen Williams
Governor of Michigan
Lansing, Michigan

Dear Governor Williams:

I have the honor to submit to you our annual statistical report for the calendar year 1951. This is in compliance with Compilers Section 24.9, C. L. 1948.

Very respectfully yours,

A handwritten signature in cursive script that reads "Albert Heustis".

Albert E. Heustis, M. D.
State Health Commissioner

AEH:DS

TABLES — CHARTS

TABLES

| | Area | Page |
|-----------|---|------|
| 1930-1951 | | |
| Table 1 | Reported Cases of Certain Communicable Diseases State | 4 |
| Table 2 | Deaths Due to Certain Communicable Diseases, and Rates. State | 5 |
| Table 3 | Deaths Due to Specified Causes, and Rates State | 8 |
| Table 4 | Births, Deaths, Deaths Under 1 Year, Deaths Under 1 Month, Maternal Deaths, Stillbirths, Marriages and Divorces, and Rates; Population. State | 10 |
| 1951 | | |
| Table 5 | Reported Cases of Certain Communicable Diseases by Place of Residence Local | 14 |
| Table 6 | Accidental Deaths by Age, Place, and Type of Accident State | 18 |
| Table 7A | Deaths by Intermediate List of Causes (and rates), Sex, and Age State | 21 |
| Table 7B | Deaths by Detailed List of Causes (and rates), Sex, and Age State | 24 |
| Table 8 | Deaths by Cause and Residence Local | 41 |
| Table 9 | Leading Causes of Death by Age Group. State | 56 |
| Table 10 | Deaths Under 5 Years by Cause and Detailed Age. State | 60 |
| Table 11 | Deaths Under 5 Years by Detailed Age and Residence. Local | 63 |
| Table 12 | Births, Deaths, Deaths Under 1 Year, Deaths Under 4 Weeks, Maternal Deaths, Marriages and Divorces, and Rates by County; Population County | 65 |
| Table 13 | Births, Deaths and Rates by Place of Occurrence and Residence: Births by Place of Delivery, Attendant at Birth, Number Born in Plural Births, Sex, Color, Illegitimacy, and Stillbirths by Place of Residence: Deaths, Deaths Under 1 Year, Deaths Under 4 Weeks Maternal Deaths, and Rates by Place of Residence: Population Local | 67 |
| Table 14 | Marriages by Order of Marriage and Age of Bride and Groom State | 71 |
| Table 15 | Marriages by Residence Status of Bride and Groom. State | 71 |
| Table 16 | Divorces by Cases Contested, Libellant, Number of Children; Annulments: by County of Decree County | 73 |

CHARTS

| | |
|---|----|
| Michigan's Changing Health Picture 1940-1951. | 3 |
| Changes Since 1940. | 6 |
| Changes: Plus and Minus, Michigan 1940-1951 | 7 |
| Trend of Certain Leading Causes of Death, Michigan 1940-1951. | 9 |
| Michigan's Vital Index 1900-1951. | 11 |
| Birth and Death Rates, Michigan 1940-1951 | 12 |
| Number of Live Births, Infant and Maternal Death Rate, Michigan 1940-1951 | 13 |
| Accidents in Michigan During 1951 | 19 |
| Highlights of Health in Michigan, 1951 Related to 1950. | 20 |
| Leading Causes of Death, Michigan - 1951. | 40 |
| Leading Causes of Death by Age Groups - Michigan 1951 | 57 |
| Infant Mortality by Cause, Michigan 1951. | 58 |
| Infant Mortality by Age Groups, Michigan 1925-1951. | 59 |
| Infant Mortality - Age Groups by Cause, Michigan 1951 | 62 |
| Michigan Births, 1951 | 66 |
| Marriages and Divorces, Michigan 1940-1951. | 72 |

SYMBOLS USED IN THIS REPORT

| | |
|--|-----|
| Quantity is zero, in frequency tables (one dash) | - |
| Quantity is zero, in rate or percent tables (one cipher) | 0 |
| If rate or percent is more than 0 but less than or equal to 0.05 | 0.0 |
| Data not available or not applicable (blank space) | |

INTRODUCTION

This report contains health statistics concerning communicable diseases, births, stillbirths, deaths, marriages, and divorces in Michigan during 1951 and previous years. The first four tables in this report include information pertaining to the years 1930-1951; the remaining tables contain only 1951 statistics.

In connection with the interpretation of these tables, the following factors are to be recognized:

1) Incomplete Registration and Delay in Filing:

Birth and death registration has been steadily improving since 1900. Registration of births in Michigan was 98.7 percent complete according to a recent test done in connection with the 1950 census. Registration of deaths is considered to be even more complete than birth registrations because death certificates are necessary for issuing burial permits. Delayed registrations not included in annual statistics are also of minor concern. All reports for the current year which are received during the same year or during the first two months of the following year are included in the annual statistics. Those received after the first two months of the following year are approximately one-fourth of one percent of the year's registrations and are therefore considered negligible for statistical purposes.

2) Population Trend:

Population figures as issued by the Census Bureau have been used for the census years, whereas for the intervening years it has been necessary to establish estimates of population. Estimating procedures do not always adequately measure the full extent of extreme population changes and therefore population estimates may either be over or under the true situation. In addition to this limitation it is to be remembered that estimating procedures have varied considerably over the past years. Hence, in all instances where rates are based on estimated populations these two factors should be recognized.

3) Residence Allocation:

Residence data are obtained by allocating certificates, regardless of the place of occurrence, to the residence of the deceased in the case of a death, or the residence of the mother in the case of a birth or stillbirth. Beginning with 1935 certificates, intra-state allocation according to this procedure has been followed for all births and deaths occurring in Michigan. Beginning with 1950 certificates, interstate allocation of births and deaths was started. Thus, for 1950, and 1951, births and deaths of Michigan residents occurring in other states have also been included and births and deaths occurring in Michigan to non-residents of Michigan have been excluded.

A minor change in definition of residence as applied to institutional deaths was effective beginning with 1949 certificates. Deaths in hospitals, sanatoria, and all other institutions, including mental, penal, old age, orphan, etc., are allocated in all instances to the place of previous residence, regardless of length of stay in institutions. If previous residence is unknown, allocation is to the place from which commitment was made. Prior to 1949 deaths in institutions were allocated to the area in which the institution was located unless the usual residence was recorded on the certificates.

4) Changes in Classification of Causes of Death:

During the past decades there have been revisions of the International List of Causes of Death, the latest of which is the Sixth Revision, adopted in 1948 by the World Health Organization. Prior to the introduction of the Sixth Revision the principle cause of death was selected by means of an arbitrary set of rules. The Sixth Revision instituted a rather sweeping change in that the classification is based on the underlying cause of death as indicated by the physician. To enable the physician to indicate the underlying cause of death it was necessary to change the form of the death certificate to permit the recording of the proper sequence of morbid events which led to death. The revised form was initiated in Michigan beginning with the 1950 certificates. The policy of the physician specifying the underlying cause of death is a most desirable one since it provides statistics which more accurately reflect medical opinion. However, the comparability of cause of death statistics over a period of years is affected by such a change in policy. This should be kept in mind when comparing 1950 and 1951 statistics with those of earlier years.

Health Department reports containing annual vital statistics have been published since 1900 with the exception of reports for the calendar years 1946, 1947, and 1949. For these three years brief statistical summaries have been distributed in lieu of the detailed departmental reports. The 1950 annual statistical report was revised both in content and format. The 1951 report conforms with these revisions.

MICHIGAN'S CHANGING HEALTH PICTURE 1940 -- 1951

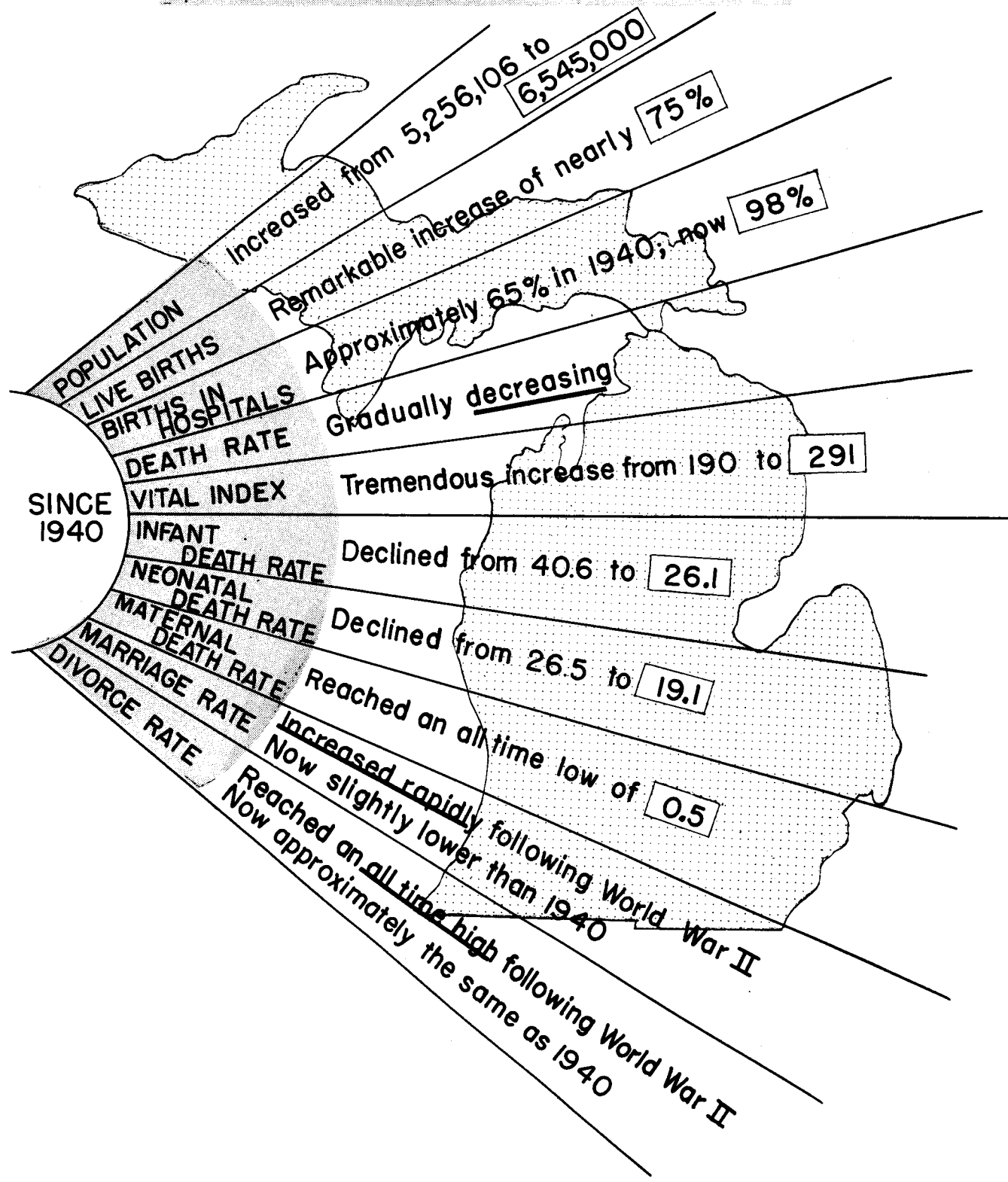


TABLE 1 - REPORTED CASES OF CERTAIN COMMUNICABLE DISEASES
MICHIGAN, 1930 - 1951

| YEAR | Diphtheria | Scarlet fever | Smallpox | Typhoid fever | Whooping cough | Measles | Lobar pneumonia | Tuberculosis (all forms) | Meningitis | Polio-myelitis | Syphilis | Gonorrhea | Chancroid |
|------|------------|---------------|----------|---------------|----------------|---------|-----------------|--------------------------|------------|----------------|----------|-----------|-----------|
| 1930 | 3,206 | 11,174 | 2,375 | 504 | 7,937 | 28,129 | 5,555 | 5,128 | 901 | 208 | 16,538 | 8,554 | 163 |
| 1931 | 1,831 | 13,023 | 915 | 424 | 11,448 | 6,212 | 4,661 | 6,132 | 293 | 1,137 | 14,662 | 7,843 | 170 |
| 1932 | 1,188 | 15,255 | 222 | 513 | 13,091 | 42,129 | 4,904 | 7,103 | 129 | 112 | 11,969 | 6,963 | 140 |
| 1933 | 1,152 | 16,419 | 46 | 453 | 11,720 | 21,654 | 4,034 | 6,624 | 86 | 93 | 7,691 | 6,447 | 85 |
| 1934 | 614 | 19,238 | 49 | 496 | 11,255 | 6,528 | 4,889 | 5,264 | 53 | 230 | 6,483 | 6,188 | 132 |
| 1935 | 645 | 11,849 | 16 | 355 | 13,427 | 79,061 | 6,641 | 4,642 | 113 | 614 | 6,416 | 6,372 | 110 |
| 1936 | 661 | 12,650 | 32 | 287 | 14,287 | 2,453 | 6,116 | 5,157 | 120 | 152 | 6,401 | 6,460 | 133 |
| 1937 | 842 | 24,798 | 152 | 241 | 11,426 | 6,154 | 4,590 | 6,469 | 87 | 421 | 8,708 | 7,072 | 244 |
| 1938 | 619 | 18,362 | 274 | 285 | 14,563 | 79,400 | 2,629 | 6,335 | 69 | 59 | 14,684 | 7,046 | 341 |
| 1939 | 452 | 15,836 | 371 | 177 | 8,997 | 12,948 | 3,911 | 6,119 | 46 | 904 | 13,144 | 6,364 | 286 |
| 1940 | 264 | 10,366 | 76 | 120 | 11,757 | 20,206 | 2,845 | 6,063 | 49 | 1,228 | 9,999 | 7,650 | 218 |
| 1941 | 242 | 8,756 | 114 | 147 | 16,512 | 70,748 | 2,418 | 5,371 | 49 | 270 | 11,370 | 8,767 | 359 |
| 1942 | 243 | 7,503 | 17 | 74 | 11,602 | 8,569 | 2,641 | 5,720 | 66 | 162 | 12,461 | 8,753 | 276 |
| 1943 | 281 | 5,044 | 18 | 115 | 12,091 | 51,764 | 2,486 | 6,546 | 757 | 255 | 15,933 | 9,526 | 260 |
| 1944 | 419 | 8,963 | 10 | 78 | 4,049 | 26,711 | 1,425 | 6,419 | 857 | 884 | 17,288 | 11,987 | 185 |
| 1945 | 630 | 9,304 | 16 | 59 | 5,339 | 6,328 | 974 | 5,471 | 270 | 215 | 16,046 | 12,565 | 244 |
| 1946 | 385 | 5,977 | 3 | 85 | 8,116 | 42,261 | 817 | 5,548 | 185 | 1,091 | 18,051 | 12,635 | 206 |
| 1947 | 238 | 4,834 | 1 | 77 | 10,472 | 9,574 | 886 | 6,470 | 113 | 646 | 15,276 | 10,989 | 216 |
| 1948 | 126 | 5,934 | - | 49 | 2,668 | 42,952 | 859 | 6,109 | 107 | 775 | 12,100 | 9,448 | 465 |
| 1949 | 119 | 8,852 | - | 48 | 4,157 | 20,279 | 983 | 5,953 | 120 | 2,909 | 8,740 | 9,427 | 336 |
| 1950 | 84 | 4,665 | - | 43 | 9,184 | 38,245 | 761 | 5,538 | 133 | 2,029 | 8,830 | 8,678 | 202 |
| 1951 | 48 | 8,181 | - | 33 | 3,156 | 15,227 | 936 | 6,144 | 138 | 1,463 | 6,532 | 8,494 | 187 |

TABLE 2 - DEATHS DUE TO CERTAIN COMMUNICABLE DISEASES, AND RATES
MICHIGAN, 1930 - 1951

(Rates per 100,000 Population)

| YEAR | Diphtheria | | Scarlet Fever | | Smallpox | | Typhoid Fever | | Whooping Cough | | Measles | | Pneumonia (all forms) | | Tuberculosis of the Respiratory System | | Tuberculosis (all forms) | |
|------|------------|------|---------------|------|----------|------|---------------|------|----------------|------|---------|------|-----------------------|------|--|------|--------------------------|------|
| | No. | Rate | No. | Rate | No. | Rate | No. | Rate | No. | Rate | No. | Rate | No. | Rate | No. | Rate | No. | Rate |
| 1930 | 299 | 6.2 | 130 | 2.7 | 9 | 0.2 | 87 | 1.8 | 176 | 3.6 | 231 | 4.8 | 3,321 | 68.6 | 2,443 | 50.5 | 2,912 | 60.1 |
| 1931 | 172 | 3.5 | 122 | 2.5 | 4 | 0.1 | 73 | 1.5 | 190 | 3.9 | 28 | 0.6 | 2,883 | 59.0 | 2,263 | 46.3 | 2,660 | 54.5 |
| 1932 | 106 | 2.2 | 112 | 2.3 | 1 | 0.0 | 56 | 1.1 | 199 | 4.0 | 183 | 3.7 | 3,238 | 65.7 | 2,101 | 42.7 | 2,463 | 50.0 |
| 1933 | 112 | 2.3 | 157 | 3.2 | - | 0 | 50 | 1.0 | 153 | 3.1 | 111 | 2.2 | 2,756 | 55.5 | 1,996 | 40.2 | 2,348 | 47.3 |
| 1934 | 38 | 0.8 | 171 | 3.4 | - | 0 | 65 | 1.3 | 141 | 2.8 | 36 | 0.7 | 3,466 | 69.2 | 1,909 | 38.1 | 2,199 | 43.9 |
| 1935 | 58 | 1.1 | 98 | 1.9 | - | 0 | 34 | 0.7 | 132 | 2.6 | 184 | 3.6 | 3,801 | 75.3 | 1,741 | 34.5 | 2,044 | 40.5 |
| 1936 | 52 | 1.0 | 114 | 2.2 | - | 0 | 37 | 0.7 | 107 | 2.1 | 12 | 0.2 | 4,096 | 80.5 | 1,816 | 35.7 | 2,100 | 41.3 |
| 1937 | 72 | 1.4 | 148 | 2.9 | 1 | 0.0 | 29 | 0.6 | 132 | 2.6 | 11 | 0.2 | 4,098 | 79.8 | 1,860 | 36.2 | 2,119 | 41.3 |
| 1938 | 44 | 0.9 | 87 | 1.7 | - | 0 | 23 | 0.4 | 116 | 2.2 | 100 | 1.9 | 2,869 | 55.5 | 1,633 | 31.6 | 1,866 | 36.1 |
| 1939 | 25 | 0.5 | 69 | 1.3 | - | 0 | 25 | 0.5 | 76 | 1.5 | 29 | 0.6 | 2,803 | 53.8 | 1,651 | 31.7 | 1,881 | 36.1 |
| 1940 | 20 | 0.4 | 41 | 0.8 | 1 | 0.0 | 11 | 0.2 | 59 | 1.1 | 19 | 0.4 | 2,478 | 47.1 | 1,547 | 29.4 | 1,752 | 33.3 |
| 1941 | 18 | 0.3 | 32 | 0.6 | 1 | 0.0 | 14 | 0.3 | 91 | 1.7 | 65 | 1.2 | 2,235 | 41.1 | 1,532 | 28.2 | 1,723 | 31.7 |
| 1942 | 24 | 0.4 | 23 | 0.4 | - | 0 | 5 | 0.1 | 72 | 1.3 | 8 | 0.1 | 2,349 | 42.4 | 1,630 | 29.4 | 1,827 | 33.0 |
| 1943 | 21 | 0.4 | 11 | 0.2 | - | 0 | 9 | 0.2 | 101 | 1.9 | 89 | 1.7 | 2,931 | 54.5 | 1,588 | 29.5 | 1,802 | 33.5 |
| 1944 | 32 | 0.6 | 7 | 0.1 | 1 | 0.0 | 7 | 0.1 | 33 | 0.6 | 49 | 0.9 | 2,369 | 44.1 | 1,544 | 28.7 | 1,748 | 32.5 |
| 1945 | 46 | 0.8 | 9 | 0.2 | - | 0 | 3 | 0.1 | 36 | 0.7 | 10 | 0.2 | 1,932 | 35.5 | 1,591 | 29.3 | 1,758 | 32.3 |
| 1946 | 27 | 0.5 | 3 | 0.1 | - | 0 | 6 | 0.1 | 44 | 0.8 | 47 | 0.8 | 1,891 | 33.1 | 1,645 | 28.8 | 1,843 | 32.3 |
| 1947 | 23 | 0.4 | 6 | 0.1 | - | 0 | 5 | 0.1 | 63 | 1.0 | 5 | 0.1 | 2,089 | 34.4 | 1,483 | 24.4 | 1,643 | 27.1 |
| 1948 | 8 | 0.1 | 1 | 0.0 | - | 0 | 4 | 0.1 | 9 | 0.1 | 43 | 0.7 | 1,853 | 29.9 | 1,395 | 22.5 | 1,561 | 25.2 |
| 1949 | 11 | 0.2 | 4 | 0.1 | - | 0 | 1 | 0.0 | 22 | 0.3 | 33 | 0.5 | 1,885 | 29.7 | 1,254 | 19.7 | 1,400 | 22.0 |
| 1950 | 2 | 0.0 | 1 | 0.0 | - | 0 | 5 | 0.1 | 28 | 0.4 | 28 | 0.4 | 1,358 | 21.3 | 1,134 | 17.8 | 1,270 | 19.9 |
| 1951 | 6 | 0.1 | - | 0 | - | 0 | 1 | 0.0 | 21 | 0.3 | 11 | 0.2 | 1,619 | 24.7 | 1,049 | 16.0 | 1,154 | 17.6 |

CHANGES SINCE 1940

MICHIGAN

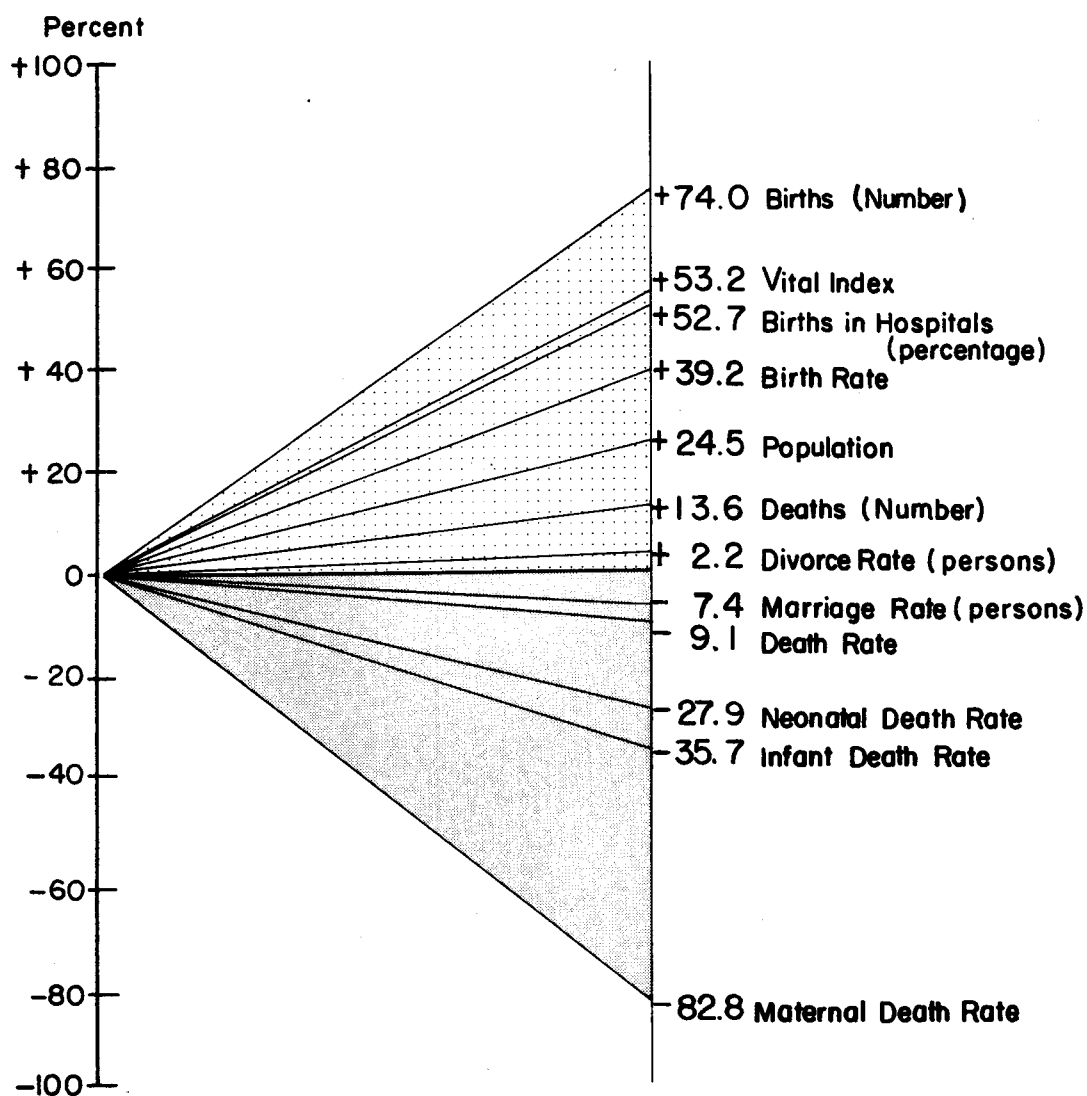
| | 1940 | 1951 | Percent Change |
|-------------------------------------|-----------|-----------|----------------|
| POPULATION | 5,256,106 | 6,545,000 | + 24.5 |
| BIRTHS (number) | 99,106 | 172,451 | + 74.0 |
| DEATHS (number) | 52,092 | 59,181 | + 13.6 |
| VITAL INDEX | 190 | 291 | +53.2 |
| BIRTH RATE | 18.9 | 26.3 | +39.2 |
| BIRTHS IN HOSPITALS (percentage) | 64.0 | 97.7 | +52.7 |
| DEATH RATE | 9.9 | 9.0 | - 9.1 |
| INFANT DEATH RATE | 40.6 | 26.1 | -35.7 |
| NEONATAL DEATH RATE | 26.5 | 19.1 | -27.9 |
| MATERNAL DEATH RATE | 2.9 | 0.5 | -82.8 |
| MARRIAGE RATE (persons) | 17.6 | 16.3 | - 7.4 |
| DIVORCE RATE (persons) | 4.6 | 4.7 | + 2.2 |



(Birth rates, death rates for all ages, rates of persons married and rates of persons divorced per 1,000 population. Death rates under 1 year, under 1 month, and maternal death rates per 1,000 live births.)

CHANGES : PLUS AND MINUS

MICHIGAN 1940 - 1951



At the same time that the birth rate increased 39% the infant and maternal death rates decreased by 36% and 83% respectively. The death rate for all ages decreased 9% while the population increased by approximately $\frac{1}{4}$.

Although marriages decreased and divorces increased slightly they reflect the least percentage change of the vital events during this period.

TABLE 3 - DEATHS DUE TO SPECIFIED CAUSES, AND RATES
MICHIGAN, 1930 - 1951

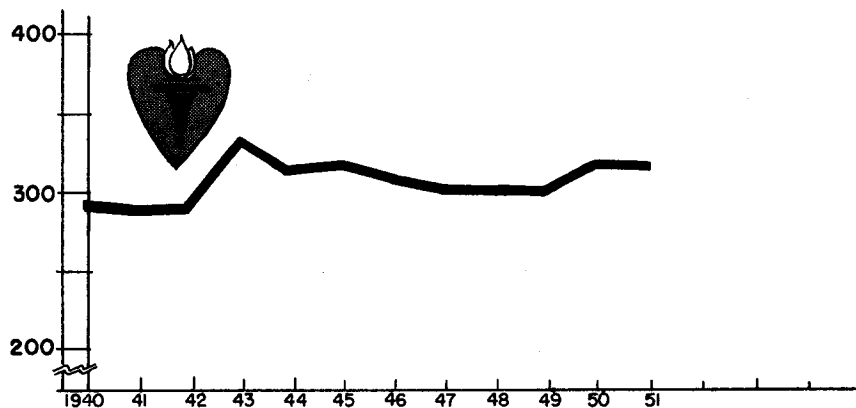
(Rates per 100,000 population)

| YEAR | Heart Disease (all forms) | | Cancer (all forms) | | Cerebral Hemorrhage | | Accidents (all forms) | | Motor Vehicle Accidents | | Diabetes | | Premature Birth | | Nephritis (all forms) | | Diarrhea & Enteritis (under 2 yrs.) | |
|------|---------------------------|-------|--------------------|-------|---------------------|------|-----------------------|-------|-------------------------|------|----------|------|-----------------|------|-----------------------|------|-------------------------------------|------|
| | No. | Rate | No. | Rate | No. | Rate | No. | Rate | No. | Rate | No. | Rate | No. | Rate | No. | Rate | No. | Rate |
| 1930 | 9,947 | 205.4 | 4,572 | 94.4 | 4,332 | 89.5 | 3,805 | 78.6 | 1,572 | 32.5 | 880 | 18.2 | 1,805 | 37.3 | 3,098 | 64.0 | 704 | 14.5 |
| 1931 | 10,206 | 209.0 | 4,763 | 97.5 | 4,182 | 85.6 | 3,630 | 74.3 | 1,516 | 31.0 | 950 | 19.5 | 1,473 | 30.2 | 2,934 | 60.1 | 462 | 9.5 |
| 1932 | 11,162 | 226.6 | 4,935 | 100.2 | 4,304 | 87.4 | 3,179 | 64.5 | 1,229 | 25.0 | 1,121 | 22.8 | 1,372 | 27.9 | 2,953 | 60.0 | 326 | 6.6 |
| 1933 | 11,509 | 231.7 | 5,055 | 101.8 | 4,113 | 82.8 | 3,304 | 66.5 | 1,278 | 25.7 | 1,103 | 22.2 | 1,364 | 27.5 | 3,008 | 60.6 | 292 | 5.9 |
| 1934 | 11,824 | 236.1 | 5,370 | 107.2 | 4,296 | 85.8 | 3,774 | 75.4 | 1,511 | 30.2 | 1,100 | 22.0 | 1,419 | 28.3 | 3,096 | 61.8 | 387 | 7.7 |
| 1935 | 12,456 | 246.7 | 5,399 | 106.9 | 4,214 | 83.5 | 3,771 | 74.7 | 1,676 | 33.2 | 1,228 | 24.3 | 1,389 | 27.5 | 2,974 | 58.9 | 216 | 4.3 |
| 1936 | 13,374 | 262.7 | 5,752 | 113.0 | 4,529 | 89.0 | 5,246 | 103.1 | 1,924 | 37.8 | 1,266 | 24.9 | 1,395 | 27.4 | 3,033 | 59.6 | 467 | 9.2 |
| 1937 | 13,233 | 257.8 | 5,732 | 111.7 | 4,195 | 81.7 | 4,580 | 89.2 | 2,187 | 42.6 | 1,255 | 24.5 | 1,415 | 27.6 | 2,931 | 57.1 | 283 | 5.5 |
| 1938 | 13,887 | 268.4 | 6,059 | 117.1 | 4,371 | 84.5 | 3,608 | 69.7 | 1,490 | 28.8 | 1,283 | 24.8 | 1,484 | 28.7 | 2,770 | 53.5 | 315 | 6.1 |
| 1939 | 14,898 | 285.7 | 6,296 | 120.7 | 4,271 | 81.9 | 3,761 | 72.1 | 1,553 | 29.8 | 1,360 | 26.1 | 1,396 | 26.8 | 2,808 | 53.8 | 258 | 4.9 |
| 1940 | 15,480 | 294.5 | 6,513 | 123.9 | 4,547 | 86.5 | 3,961 | 75.4 | 1,743 | 33.2 | 1,408 | 26.8 | 1,298 | 24.7 | 2,918 | 55.5 | 172 | 3.3 |
| 1941 | 15,761 | 299.8 | 6,551 | 120.5 | 4,533 | 83.4 | 4,450 | 81.8 | 2,156 | 39.6 | 1,362 | 25.4 | 1,353 | 24.9 | 2,953 | 52.5 | 267 | 4.9 |
| 1942 | 16,016 | 299.2 | 6,646 | 120.0 | 4,691 | 84.7 | 3,685 | 66.5 | 1,368 | 24.7 | 1,448 | 26.1 | 1,575 | 28.4 | 2,731 | 49.3 | 238 | 4.3 |
| 1943 | 17,816 | 331.3 | 7,127 | 132.5 | 5,133 | 95.5 | 3,480 | 64.7 | 1,025 | 19.1 | 1,535 | 28.5 | 1,488 | 27.7 | 2,950 | 54.9 | 264 | 4.9 |
| 1944 | 17,004 | 316.2 | 7,277 | 135.3 | 4,794 | 89.1 | 3,350 | 62.3 | 1,103 | 20.5 | 1,554 | 28.9 | 1,412 | 26.3 | 2,739 | 50.9 | 316 | 5.9 |
| 1945 | 17,421 | 320.5 | 7,486 | 137.7 | 5,148 | 94.7 | 3,432 | 63.1 | 1,199 | 22.1 | 1,561 | 28.7 | 1,339 | 24.6 | 2,555 | 48.8 | 263 | 4.8 |
| 1946 | 17,691 | 309.9 | 7,845 | 137.4 | 5,090 | 89.2 | 3,776 | 66.1 | 1,506 | 26.4 | 1,530 | 26.8 | 1,735 | 30.4 | 2,530 | 44.3 | 212 | 3.7 |
| 1947 | 18,412 | 303.4 | 8,188 | 134.9 | 5,293 | 87.2 | 3,848 | 63.4 | 1,499 | 24.7 | 1,618 | 26.7 | 1,953 | 32.2 | 2,567 | 42.3 | 199 | 3.3 |
| 1948 | 18,726 | 302.3 | 8,336 | 134.6 | 5,170 | 83.5 | 4,017 | 64.8 | 1,545 | 24.9 | 1,771 | 28.6 | 1,920 | 29.4 | 2,473 | 39.9 | 279 | 4.5 |
| 1949 | 19,137 | 301.3 | 8,697 | 136.9 | 5,325 | 83.8 | 3,838 | 60.4 | 1,493 | 23.5 | 1,884 | 29.7 | 1,795 | 28.3 | 2,435 | 38.3 | 312 | 4.9 |
| 1950 | 20,521 | 322.1 | 8,685 | 136.3 | 5,559 | 87.2 | 3,783 | 59.4 | 1,680 | 26.4 | 1,438 | 22.6 | 1,096 | 17.2 | 1,004 | 15.8 | 138 | 2.2 |
| 1951 | 21,118 | 322.6 | 9,187 | 140.4 | 5,746 | 87.8 | 3,916 | 59.8 | 1,806 | 27.6 | 1,374 | 21.0 | 1,232 | 18.8 | 1,005 | 15.4 | 151 | 2.3 |

Note: Cancer includes leukemias, aleukemias, and Hodgkin's disease. Cerebral hemorrhage includes cerebral embolism and thrombosis.

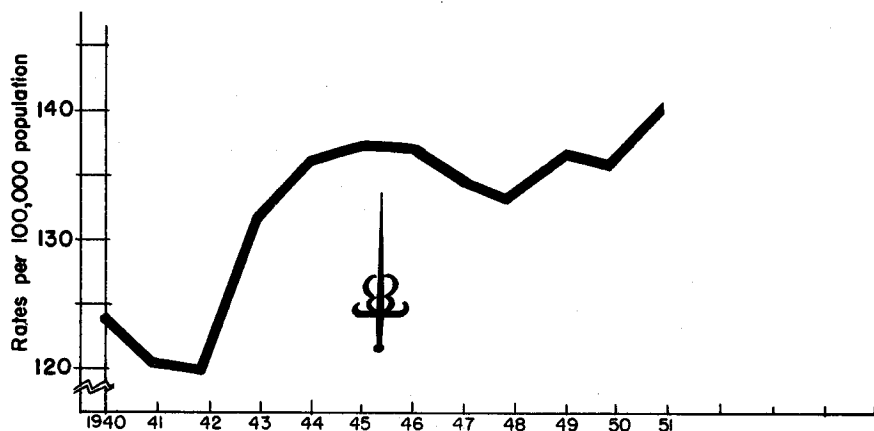
TREND OF CERTAIN LEADING CAUSES OF DEATH

MICHIGAN 1940 - 1951



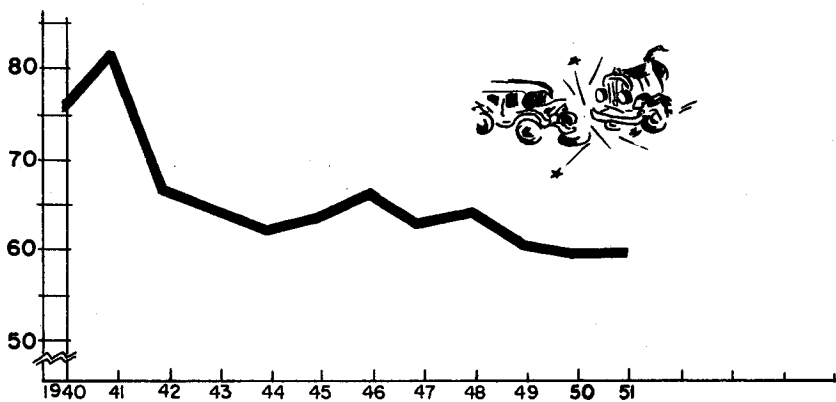
Diseases of the heart have been the leading cause of death throughout the present century; the highest death rate of 331.3 was reached during the war year of 1943, and was followed by a downward trend until 1950. The sudden increase beginning with 1950 reflects the change in classification of causes of death (Sixth Revision of the International Lists of Diseases and Causes of Death).

DISEASES OF HEART



The cancer death rates of the past eleven years, notwithstanding some fluctuations, have continued the upward trend of the previous 40 years. The 1951 rate of 140.4 is the highest annual cancer death rate recorded for the state.

CANCER
(all forms)



In contrast with cancer the death rates for all accidents since 1941 have followed a downward trend. However, further review of the total accidental death picture reveals an increase in motor vehicle accidental death rates during the past two years but this has been offset by a reduction in the non-motor vehicle accidental death rates.

ACCIDENTS
(all forms)

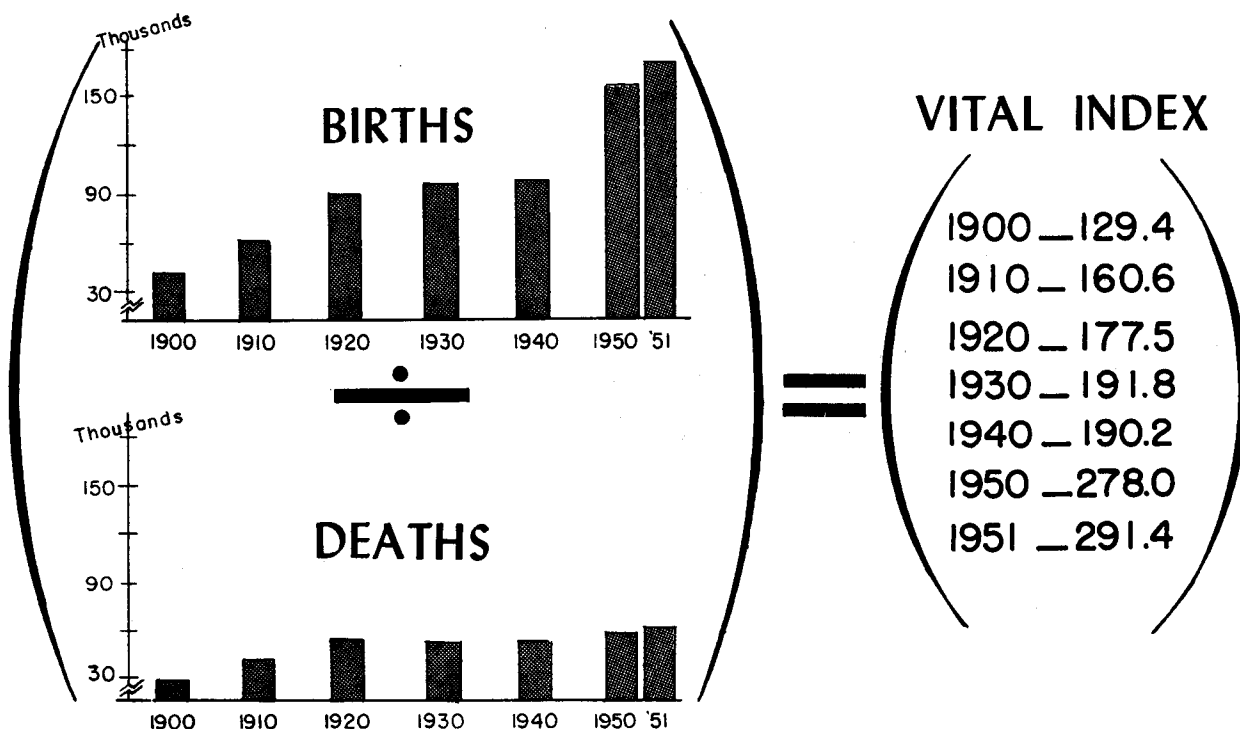
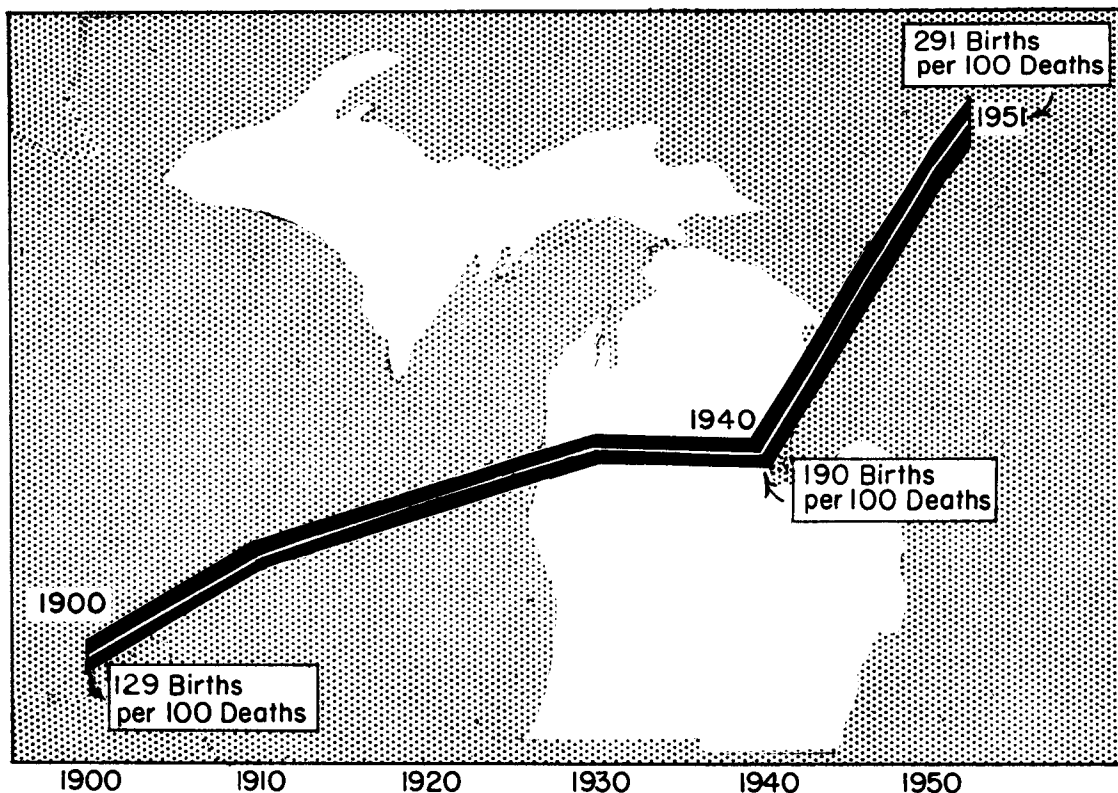
TABLE 4 - BIRTHS, DEATHS, DEATHS UNDER 1 YEAR, DEATHS UNDER 1 MONTH, MATERNAL DEATHS, STILLBIRTHS, MARRIAGES AND DIVORCES, AND RATES; POPULATION MICHIGAN, 1930 - 1951

(Deaths exclusive of stillbirths. Divorces include annulments. Birth rate, death rate for all ages, rate of persons married, and rate of persons divorced per 1,000 population. Stillbirth ratio, death rates under one year, under 1 month and maternal death rates per 1,000 live births.)

| YEAR | Population | N U M B E R | | | | | | R A T E | | | | | | | | | | |
|------|------------|-------------|----------|------------|-------------|--------------|-----------|----------|-------------|----------|------------|-------------|----------|-------------|----------|-------------------|---------|----------|
| | | Live Births | Deaths | | | Still-births | Marriages | Divorces | Live Births | All Ages | Under 1 Yr | Under 1 Mo* | Maternal | Under 1 Mo* | Maternal | Still-birth Ratio | Rate | |
| | | | All Ages | Under 1 Yr | Under 1 Mo* | | | | | | | | | | | | Married | Divorced |
| | | | | | | | | | | | | | | | | | | |
| 1930 | 4,842,325 | 98,862 | 6,213 | 3,624 | 597 | 3,714 | 29,482 | 10,639 | 20.4 | 10.6 | 62.8 | 36.6 | 6.0 | 37.6 | 12.2 | 4.4 | | |
| 1931 | 4,883,703 | 90,547 | 5,187 | 3,084 | 539 | 3,220 | 28,856 | 9,507 | 18.5 | 10.1 | 57.3 | 34.1 | 6.0 | 35.6 | 11.8 | 3.9 | | |
| 1932 | 4,925,081 | 85,254 | 4,630 | 2,798 | 493 | 2,980 | 28,552 | 7,899 | 17.3 | 10.1 | 54.3 | 32.8 | 5.8 | 35.0 | 11.6 | 3.2 | | |
| 1933 | 4,966,459 | 80,402 | 4,094 | 2,591 | 447 | 2,776 | 33,132 | 7,671 | 16.2 | 9.8 | 50.9 | 32.2 | 5.6 | 34.5 | 13.3 | 3.1 | | |
| 1934 | 5,007,837 | 83,944 | 4,377 | 2,717 | 450 | 2,607 | 43,241 | 10,124 | 16.8 | 10.1 | 52.1 | 32.4 | 5.4 | 31.1 | 17.3 | 4.0 | | |
| 1935 | 5,049,216 | 87,403 | 4,170 | 2,550 | 438 | 2,717 | 45,313 | 10,844 | 17.3 | 10.1 | 47.7 | 29.2 | 5.0 | 31.1 | 17.9 | 4.3 | | |
| 1936 | 5,090,594 | 88,457 | 4,479 | 2,647 | 425 | 2,625 | 47,023 | 11,419 | 17.4 | 10.8 | 50.6 | 29.9 | 4.8 | 29.7 | 18.5 | 4.5 | | |
| 1937 | 5,131,972 | 91,566 | 4,374 | 2,700 | 326 | 2,707 | 47,954 | 12,472 | 17.8 | 10.4 | 47.8 | 29.5 | 3.6 | 29.6 | 18.7 | 4.9 | | |
| 1938 | 5,173,350 | 96,962 | 4,319 | 2,734 | 345 | 2,732 | 30,105 | 10,646 | 18.7 | 9.8 | 44.5 | 28.2 | 3.6 | 28.2 | 11.6 | 4.1 | | |
| 1939 | 5,214,728 | 94,432 | 3,952 | 2,594 | 280 | 2,572 | 37,725 | 11,589 | 18.1 | 10.0 | 41.8 | 27.5 | 3.0 | 27.2 | 14.5 | 4.4 | | |
| 1940 | 5,256,106 | 99,106 | 4,022 | 2,629 | 292 | 2,602 | 46,342 | 12,054 | 18.9 | 9.9 | 40.6 | 26.5 | 2.9 | 26.3 | 17.6 | 4.6 | | |
| 1941 | 5,437,546 | 107,498 | 4,166 | 2,687 | 298 | 2,769 | 50,989 | 13,317 | 19.8 | 9.7 | 38.8 | 25.0 | 2.8 | 25.8 | 18.8 | 4.9 | | |
| 1942 | 5,538,857 | 124,068 | 4,606 | 3,091 | 260 | 3,067 | 51,582 | 14,085 | 22.4 | 9.5 | 37.1 | 24.9 | 2.1 | 24.7 | 18.6 | 5.1 | | |
| 1943 | 5,377,329 | 125,441 | 4,804 | 2,979 | 237 | 3,213 | 44,385 | 15,259 | 23.3 | 10.6 | 38.3 | 23.7 | 1.9 | 25.6 | 16.5 | 5.7 | | |
| 1944 | 5,377,329 | 113,586 | 4,326 | 2,784 | 198 | 2,874 | 41,678 | 18,356 | 21.1 | 10.0 | 38.1 | 24.5 | 1.7 | 25.3 | 15.5 | 6.8 | | |
| 1945 | 5,435,092 | 111,557 | 4,008 | 2,670 | 166 | 2,703 | 48,329 | 21,133 | 20.5 | 9.9 | 35.9 | 23.9 | 1.5 | 24.2 | 17.8 | 7.8 | | |
| 1946 | 5,708,415 | 138,572 | 4,541 | 3,323 | 163 | 3,168 | 78,808 | 29,158 | 24.3 | 9.6 | 32.8 | 24.0 | 1.2 | 22.9 | 27.6 | 10.2 | | |
| 1947 | 6,069,000 | 160,275 | 5,055 | 3,677 | 173 | 3,422 | 71,319 | 21,386 | 26.4 | 9.4 | 31.5 | 22.9 | 1.1 | 21.4 | 23.5 | 7.1 | | |
| 1948 | 6,195,000 | 153,726 | 4,617 | 3,352 | 120 | 3,132 | 61,986 | 16,017 | 24.8 | 9.1 | 30.0 | 21.8 | 0.8 | 20.4 | 20.0 | 5.2 | | |
| 1949 | 6,352,000 | 156,469 | 4,520 | 3,232 | 105 | 2,994 | 53,109 | 16,274 | 24.6 | 9.0 | 28.9 | 20.7 | 0.7 | 19.1 | 16.7 | 5.1 | | |
| 1950 | 6,371,766 | 160,055 | 4,214 | 3,043 | 91 | 3,095 | 58,180 | 15,979 | 25.1 | 9.0 | 26.3 | 19.0 | 0.6 | 19.3 | 18.3 | 5.0 | | |
| 1951 | 6,545,000 | 172,451 | 4,505 | 3,296 | 94 | 3,158 | 53,411 | 15,446 | 26.3 | 9.0 | 26.1 | 19.1 | 0.5 | 18.3 | 16.3 | 4.7 | | |

*1950 and 1951 data based on deaths under 28 days in compliance with the Sixth Revision classification.

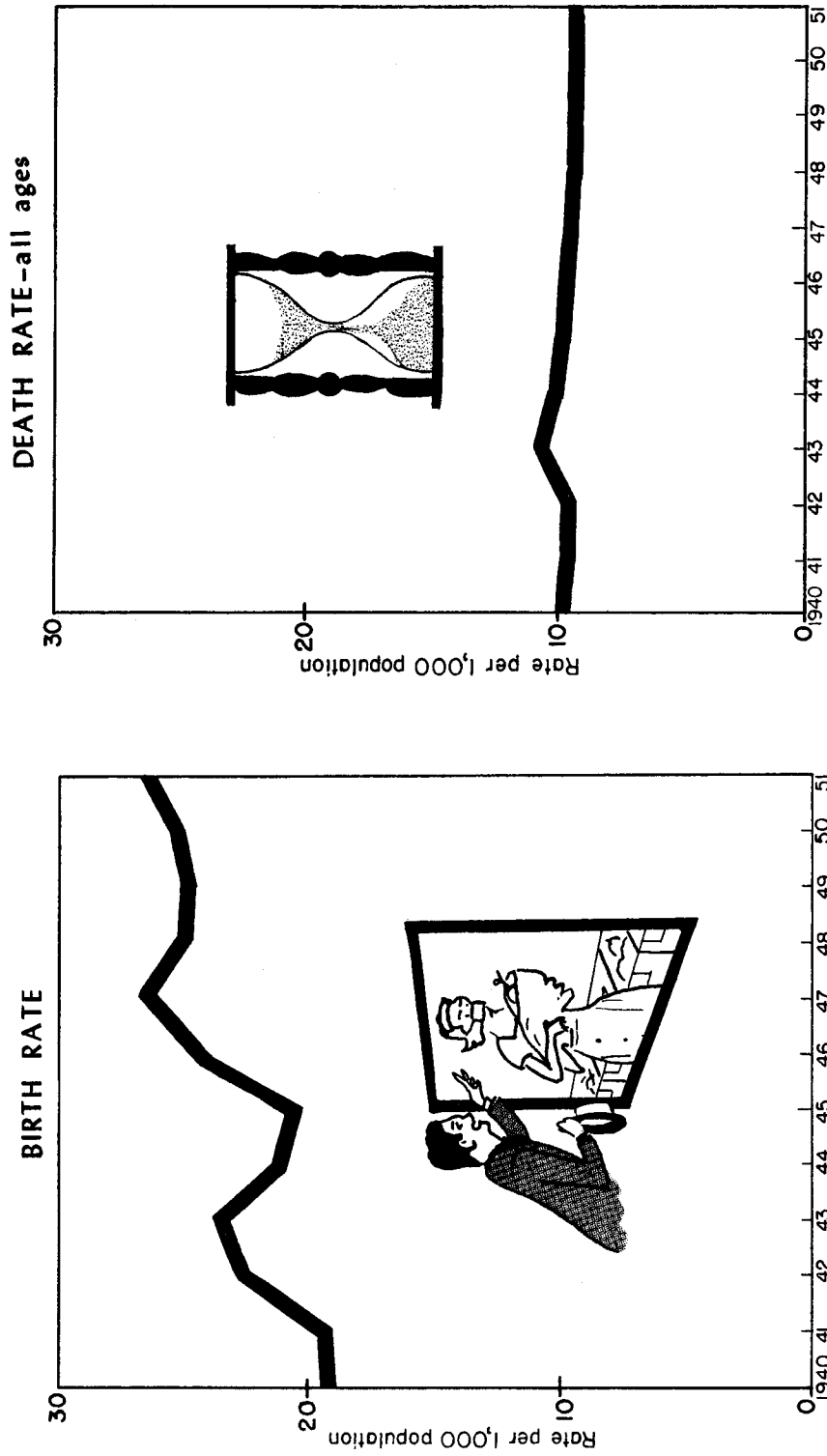
MICHIGAN'S VITAL INDEX INDICATES A RAPIDLY GROWING STATE



Michigan's vital index of 1951 was 2¼ times greater than it was at the beginning of the century. Within the short period of the past eleven years, the index has increased by 53% as compared with an increase of only 47% for the forty year period between 1900 and 1940.

BIRTH AND DEATH RATES

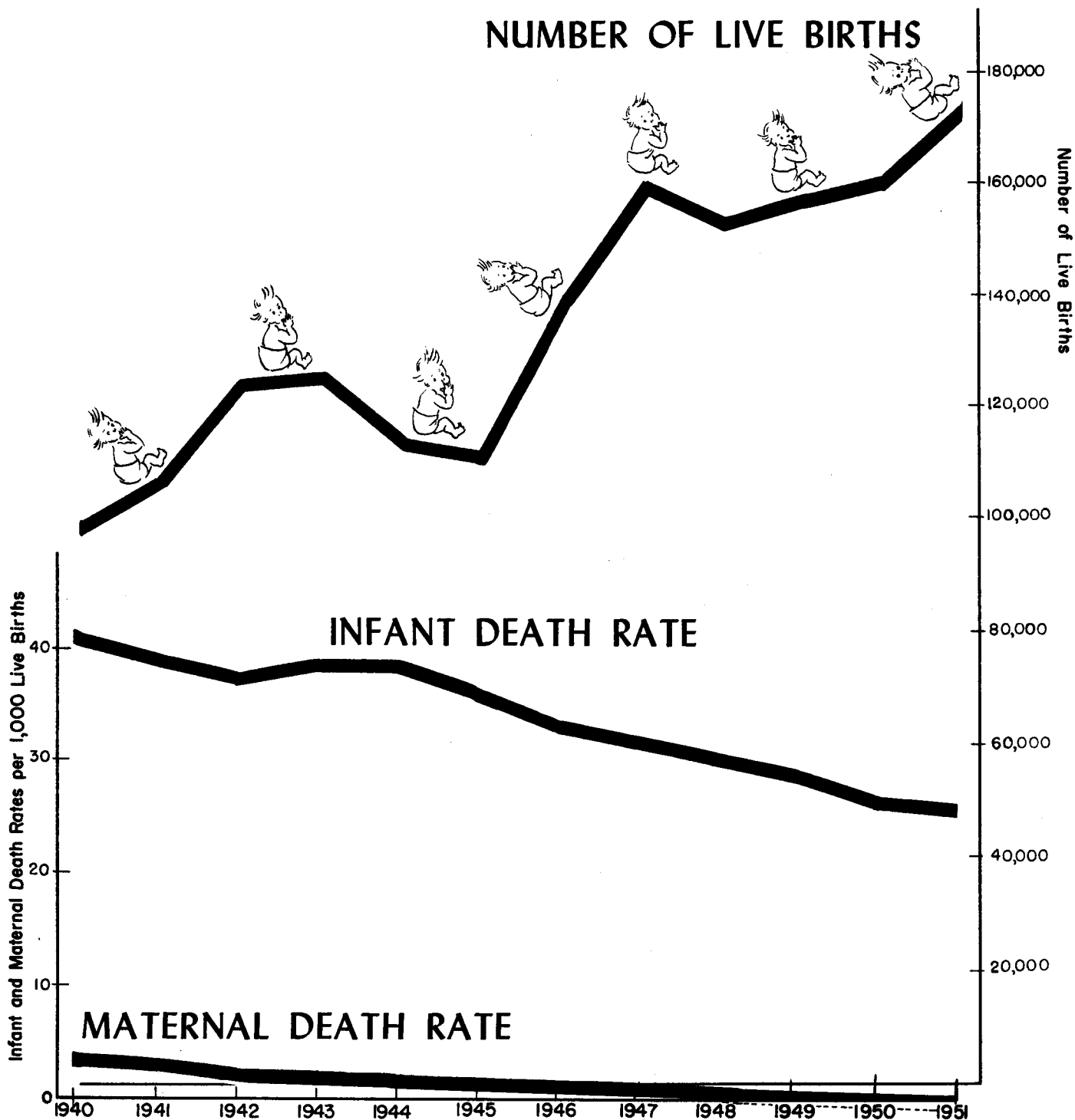
MICHIGAN 1940 - 1951



Although there have been minor fluctuations in the birth rate since 1940 the general trend has been upward and the 1951 rate of 26.3 is almost identical to the previous record rate of 26.4 in 1947. The 1951 Michigan rate of 26.3 is above the estimated 1951 rate of 24.5 for the United States.

After three years of gradual decline at the beginning of the period, the death rate increased somewhat in 1943; since then the decline has been gradual with the rate remaining at 9.0 for the last three consecutive years. The estimated 1951 rate for the United States was 9.7.

MICHIGAN 1940--1951



An all-time high of 172,451 Michigan births were recorded during 1951, a record nearly 75% in excess of that of 1940 and nearly 8% in excess of the previous 1947 postwar peak year.

Along with this notable increase in births, the infant and maternal mortality rates continued a downward trend and reached an all-time low during 1951 of 26.1 and 0.5 respectively. These rates compare favorably with the 1951 estimated United States infant mortality rate of 28.7 and maternal mortality rate of 0.8.

TABLE 5 - REPORTED CASES OF CERTAIN COMMUNICABLE DISEASES BY PLACE OF RESIDENCE
MICHIGAN, 1951

(Place of residence according to rural areas and urban incorporated areas having a 1950 population of 2,500 or more)

| AREA | Total | Diphtheria | Scarlet fever | Typhoid fever | Whooping cough | Measles | Lobar pneumonia | Meningococcal meningitis | Poliomyelitis | Undulant fever | Tuberculosis | Syphilis | Gonorrhea | All other diseases* |
|------------------|---------|------------|---------------|---------------|----------------|---------|-----------------|--------------------------|---------------|----------------|--------------|----------|-----------|---------------------|
| Total | 102,897 | 48 | 8,181 | 33 | 3,156 | 15,227 | 936 | 138 | 1,463 | 67 | 6,144 | 6,532 | 8,494 | 52,478 |
| Rural | 34,517 | 34 | 3,750 | 15 | 1,249 | 7,074 | 21 | 51 | 688 | 53 | 921 | 767 | 488 | 19,406 |
| Urban | 68,357 | 14 | 4,431 | 18 | 1,907 | 8,153 | 915 | 87 | 775 | 14 | 5,200 | 5,765 | 8,006 | 33,072 |
| Non-residents | 23 | | | | | | | | | | 23 | | | |
| Alcona | 6 | - | - | - | - | - | - | - | 2 | - | - | 2 | 1 | 1 |
| Alger rural | 72 | - | 4 | 1 | 9 | 23 | - | - | - | - | 3 | 4 | - | 28 |
| Munising | 25 | - | - | 1 | 4 | 5 | - | - | - | - | 1 | - | - | 14 |
| Allegan rural | 523 | - | 67 | - | 33 | 219 | - | - | 6 | 2 | 13 | 13 | 13 | 157 |
| Allegan | 83 | - | 2 | - | 17 | 20 | - | 1 | 1 | - | 4 | 2 | 2 | 34 |
| Otsego | 134 | - | 5 | - | - | 46 | - | - | - | - | 1 | 1 | 1 | 80 |
| Plainwell | 88 | - | - | - | - | 29 | - | - | 2 | - | - | - | - | 57 |
| Alpena rural | 111 | - | 12 | - | - | 89 | - | - | 5 | - | - | 2 | - | 3 |
| Alpena | 118 | - | 12 | - | - | 28 | - | - | 4 | - | 8 | 14 | - | 52 |
| Antrim | 33 | - | 13 | - | - | 2 | - | - | 1 | 1 | 5 | 5 | 1 | 5 |
| Arenac | 26 | - | 1 | - | - | - | - | - | 1 | - | 3 | 7 | - | 14 |
| Baraga | 51 | - | 1 | - | 18 | 2 | - | - | - | 1 | 9 | 3 | 1 | 16 |
| Barry rural | 366 | - | 33 | - | 6 | 206 | - | - | 11 | - | 4 | 6 | - | 100 |
| Hastings | 90 | - | 5 | - | - | 46 | - | - | 4 | 1 | 1 | 1 | - | 32 |
| Bay rural | 732 | - | 28 | - | 3 | 267 | - | - | 2 | - | 3 | 4 | 7 | 418 |
| Bay City | 1,610 | - | 44 | - | 25 | 533 | 1 | - | 5 | - | 27 | 3 | 10 | 962 |
| Essexville | - | - | - | - | - | - | - | - | - | - | - | - | - | - |
| Benzie | 86 | - | 6 | - | 1 | 77 | - | - | - | - | 2 | - | - | - |
| Berrien rural | 161 | 1 | 13 | - | 3 | 4 | - | 1 | 2 | - | 28 | 44 | 47 | 18 |
| Benton Harbor | 328 | - | - | - | - | - | - | - | 3 | - | 28 | 108 | 189 | - |
| Niles | 103 | - | 12 | 1 | 7 | 6 | - | 1 | 2 | - | 4 | 15 | 2 | 53 |
| St. Joseph | 10 | - | - | 1 | - | - | - | - | - | - | 2 | 5 | 1 | 1 |
| Buchanan | 21 | - | 2 | - | - | 1 | - | 1 | - | - | 3 | 5 | 2 | 7 |
| Branch rural | 489 | - | 60 | - | 13 | 160 | 2 | - | 2 | 5 | 7 | 8 | 2 | 230 |
| Coldwater | 130 | - | 9 | - | 1 | 33 | - | - | 1 | - | 3 | 7 | - | 76 |
| Calhoun rural | 255 | - | 13 | - | - | 54 | - | - | 10 | 1 | 15 | 19 | 15 | 128 |
| Albion | 308 | - | 19 | - | 1 | 74 | - | - | 8 | - | 11 | 10 | 5 | 180 |
| Battle Creek | 587 | - | 36 | - | 2 | 142 | - | 1 | 20 | 1 | 37 | 73 | 160 | 115 |
| Marshall | 88 | - | - | - | - | 64 | - | - | - | - | 2 | 2 | 1 | 19 |
| Cass rural | 179 | - | 8 | - | 28 | 28 | - | - | 5 | - | 9 | 21 | 3 | 77 |
| Dowagiac | 117 | - | 6 | - | 4 | 79 | - | - | 1 | - | 2 | 10 | - | 15 |
| Charlevoix rural | 64 | - | 1 | - | - | 43 | - | - | 4 | - | 4 | 5 | 2 | 5 |
| Boyne City | 6 | - | - | - | 3 | 2 | - | - | - | - | 1 | - | - | - |
| Charlevoix | - | - | - | - | - | - | - | - | - | - | - | - | - | - |
| Cheboygan rural | 125 | 1 | 2 | - | - | 99 | - | - | - | - | 1 | 5 | 4 | 13 |
| Cheboygan | 49 | - | - | - | 7 | 19 | - | - | - | - | 4 | 3 | 1 | 15 |
| Chippewa rural | 62 | - | 5 | - | 7 | 1 | - | - | 4 | - | 6 | 10 | 14 | 15 |
| Sault Ste. Marie | 211 | - | 4 | - | - | 15 | - | 1 | 8 | 1 | 12 | 13 | 13 | 144 |
| Clare | 17 | - | - | - | 1 | - | - | - | 4 | - | 1 | 7 | 3 | 1 |
| Clinton rural | 51 | - | 8 | - | 3 | 14 | - | 1 | 4 | - | 5 | 2 | 1 | 13 |
| St. Johns | 55 | - | 6 | - | - | 35 | - | - | - | - | 2 | 6 | - | 6 |
| Crawford | 151 | - | - | - | 5 | 89 | - | - | 7 | - | 1 | 1 | - | 48 |
| Delta rural | 127 | - | 2 | - | 16 | 39 | - | - | 3 | - | 10 | 6 | 3 | 48 |
| Escanaba | 80 | - | 2 | - | 4 | 7 | - | - | 1 | - | 15 | 2 | 3 | 46 |
| Gladstone | 29 | - | 1 | - | 12 | - | - | - | - | - | 7 | - | - | 9 |
| Dickinson rural | 398 | - | 28 | - | 88 | 179 | - | - | - | - | 3 | 3 | - | 97 |
| Iron Mountain | 380 | - | 39 | - | 8 | 204 | - | - | 2 | - | 13 | 3 | 1 | 110 |
| Norway | 104 | - | 2 | - | 3 | 65 | - | - | - | - | - | - | - | 34 |
| Kingsford | 273 | - | 32 | - | 15 | 149 | - | - | - | - | 2 | - | - | 75 |
| Eaton rural | 282 | 1 | 7 | - | 4 | 100 | 1 | 1 | 8 | 1 | 5 | 3 | 6 | 145 |
| Charlotte | 107 | - | - | - | 1 | 15 | - | - | 5 | - | 2 | 3 | 1 | 80 |
| Grand Ledge | 71 | - | 5 | - | 2 | 37 | - | - | 4 | - | 1 | - | - | 22 |
| Eaton Rapids | 26 | - | - | - | - | 8 | - | - | 2 | - | - | - | - | 16 |
| Emmet rural | 29 | - | 1 | - | - | 2 | - | 2 | 1 | - | 10 | 6 | - | 7 |
| Petoskey | 44 | - | 3 | - | - | 16 | 1 | - | 2 | - | 7 | 3 | 2 | 10 |

TABLE 5 - REPORTED CASES OF CERTAIN COMMUNICABLE DISEASES BY PLACE OF RESIDENCE (Continued)

| AREA | Total | Diphtheria | Scarlet fever | Typhoid fever | Whooping cough | Measles | Lobar pneumonia | Meningococcal meningitis | Poliomyelitis | Undulant fever | Tuberculosis | Syphilis | Gonorrhea | All other diseases* |
|----------------------|-------|------------|---------------|---------------|----------------|---------|-----------------|--------------------------|---------------|----------------|--------------|----------|-----------|---------------------|
| Genesee rural | 1,811 | 2 | 386 | - | 22 | 696 | - | 2 | 20 | - | 12 | 45 | 27 | 599 |
| Fenton | 103 | - | 6 | - | 3 | 8 | - | - | 3 | - | 1 | - | - | 82 |
| Flint | 1,448 | 1 | 253 | - | 19 | 362 | - | 4 | 13 | - | 104 | 211 | 291 | 190 |
| Mt. Morris | 1 | - | - | - | - | - | - | - | - | - | 1 | - | - | - |
| Gladwin | 22 | - | 6 | - | - | 2 | - | - | 1 | - | 2 | 3 | - | 8 |
| Gogebic rural | 60 | - | - | - | - | - | - | - | - | - | 11 | 3 | 5 | 41 |
| Bessemer | 33 | - | 1 | - | 11 | - | - | - | - | - | 2 | - | - | 19 |
| Ironwood | 74 | - | 1 | - | 4 | - | - | - | - | - | 5 | 4 | - | 60 |
| Wakefield | 1 | - | - | - | - | - | - | - | - | - | 1 | - | - | - |
| Grand Traverse rural | 126 | - | 28 | - | 1 | 63 | - | - | 5 | 1 | 5 | 4 | - | 19 |
| Traverse City | 87 | - | 31 | - | - | 19 | - | - | 6 | - | 10 | 3 | 2 | 16 |
| Gratiot rural | 140 | - | - | - | 6 | 43 | - | - | 1 | - | 3 | 9 | 1 | 77 |
| Alma | 231 | - | 6 | - | - | 118 | - | - | 1 | - | 4 | 2 | - | 100 |
| St. Louis | 24 | - | - | - | - | 19 | - | - | - | - | 2 | - | - | 3 |
| Hillsdale rural | 219 | - | 20 | - | 6 | 92 | 2 | - | 3 | 4 | 7 | 3 | 1 | 81 |
| Hillsdale | 211 | - | 31 | - | 2 | 113 | - | 1 | - | - | 5 | 1 | 1 | 57 |
| Houghton rural | 248 | - | 8 | - | 44 | 2 | 2 | - | 2 | - | 17 | 27 | 1 | 135 |
| Houghton | 29 | - | 3 | - | 1 | 2 | - | - | - | - | - | - | - | 23 |
| Laurium | 10 | - | - | - | 3 | - | - | - | - | - | 2 | - | - | 5 |
| Hancock | 40 | - | 1 | - | 10 | 1 | - | - | 3 | - | 9 | - | - | 16 |
| Huron rural | 36 | - | 3 | - | - | - | - | - | 10 | - | 13 | 5 | 1 | 4 |
| Bad Axe | 5 | - | - | - | - | - | - | - | 1 | - | 4 | - | - | - |
| Ingham rural | 1,436 | - | 34 | - | 46 | 397 | - | - | 21 | 2 | 16 | 13 | 17 | 890 |
| Lansing | 2,171 | 1 | 68 | - | 62 | 326 | 2 | 4 | 26 | 1 | 51 | 56 | 115 | 1,459 |
| East Lansing | 379 | - | 19 | - | 1 | 154 | - | - | 8 | 1 | 8 | 2 | 7 | 179 |
| Mason | 32 | - | - | - | - | - | - | - | 1 | - | - | - | - | 31 |
| Ionia rural | 94 | - | 11 | - | - | 23 | - | - | 6 | - | 2 | 25 | 10 | 17 |
| Belding | 18 | - | - | - | - | - | - | - | 1 | - | - | - | - | 17 |
| Ionia | 12 | - | 1 | - | 1 | - | - | - | 3 | - | 3 | 3 | - | 1 |
| Portland | 4 | - | - | - | - | 1 | - | - | - | - | - | - | - | 3 |
| Iosco | 6 | - | - | - | - | - | - | - | 1 | 1 | - | 3 | 1 | - |
| Iron rural | 114 | - | 2 | - | 5 | 18 | - | 1 | - | - | 15 | 3 | 1 | 69 |
| Iron River | 2 | - | - | - | - | - | - | - | - | - | 2 | - | - | - |
| Isabella rural | 195 | - | 8 | 1 | 1 | 11 | - | - | 4 | - | 4 | 10 | 1 | 155 |
| Mt. Pleasant | 367 | - | 26 | - | 2 | 67 | - | 1 | 4 | 2 | 4 | 8 | 3 | 250 |
| Jackson rural | 60 | - | 16 | - | - | 2 | - | - | 2 | - | 18 | 5 | 12 | 5 |
| Jackson | 688 | - | 55 | - | 12 | 170 | - | - | 2 | - | 45 | 24 | 51 | 329 |
| Kalamazoo rural | 1,609 | - | 93 | - | 29 | 511 | - | - | 28 | 2 | 2 | 20 | 12 | 912 |
| Kalamazoo | 1,337 | - | 77 | - | 11 | 289 | - | 1 | 17 | - | 21 | 49 | 142 | 730 |
| Kalkaska | 74 | - | 5 | - | - | 39 | - | - | 2 | - | 2 | - | - | 26 |
| Kent rural | 1,552 | - | 640 | - | 80 | 92 | 1 | 2 | 28 | - | 12 | 30 | 8 | 659 |
| Grand Rapids | 3,557 | - | 512 | - | 104 | 235 | 9 | 5 | 30 | 1 | 144 | 148 | 308 | 2,061 |
| E. Grand Rapids | 28 | - | 11 | - | - | 1 | - | - | 1 | - | - | - | - | 15 |
| Keweenaw | 24 | - | 2 | - | 7 | - | - | - | - | - | - | - | - | 15 |
| Lake | - | - | - | - | - | - | - | - | - | - | - | - | - | - |
| Lapeer rural | 398 | - | 4 | - | 1 | 25 | - | - | 2 | - | 34 | 12 | 16 | 304 |
| Lapeer | 60 | - | 13 | - | - | 7 | - | - | - | - | 17 | 3 | 1 | 19 |
| Leelanau | 49 | 2 | 5 | - | - | 4 | - | - | 1 | 2 | 3 | 2 | 6 | 24 |
| Lenawee rural | 73 | 1 | 18 | - | 2 | 4 | - | 1 | 3 | 1 | 14 | 12 | 6 | 11 |
| Adrian | 231 | - | 12 | - | 15 | 30 | - | - | - | - | 9 | 3 | 4 | 158 |
| Tecumseh | 21 | - | 14 | - | - | 1 | - | - | 1 | - | 1 | - | - | 4 |
| Hudson | - | - | - | - | - | - | - | - | - | - | - | - | - | - |
| Livingston rural | 34 | - | 6 | - | - | 1 | - | - | 8 | - | 12 | 3 | 1 | 3 |
| Howell | 4 | - | - | - | - | - | - | - | - | - | 4 | - | - | - |
| Luce rural | 34 | - | - | - | 11 | - | - | - | 1 | - | 3 | 10 | - | 9 |
| Newberry | 83 | - | 2 | - | 10 | 1 | - | - | - | - | 3 | 1 | - | 66 |
| Mackinac rural | 13 | - | - | - | - | - | - | - | 2 | - | 3 | 4 | 4 | - |
| St. Ignace | 79 | - | 3 | - | 33 | 3 | - | - | - | - | 4 | - | 1 | 35 |
| Macomb rural | 533 | 1 | 67 | - | 14 | 18 | 1 | 2 | 20 | - | 45 | 21 | 7 | 357 |
| Mt. Clemens | 122 | - | 5 | - | 1 | 6 | - | - | 3 | - | 19 | 22 | 14 | 52 |
| Centerline | 78 | - | 7 | - | 3 | 1 | - | - | 3 | 1 | 13 | 4 | 2 | 44 |
| East Detroit | 301 | - | 68 | - | - | 23 | - | 1 | 3 | - | 15 | 9 | 1 | 181 |
| Roseville | 84 | - | 16 | - | 1 | 5 | - | 2 | 7 | - | 22 | 8 | 4 | 19 |
| Romeo | 26 | - | - | - | 1 | 3 | - | - | 1 | - | 4 | - | - | 17 |
| St. Clair Shores | 130 | - | 16 | - | 1 | 17 | 1 | - | 7 | - | 19 | 7 | 2 | 60 |

TABLE 5 - REPORTED CASES OF CERTAIN COMMUNICABLE DISEASES BY PLACE OF RESIDENCE (Continued)

| AREA | Total | Diphtheria | Scarlet fever | Typhoid fever | Whooping cough | Measles | Lobar pneumonia | Meningococic meningitis | Poliomyelitis | Undulant fever | Tuberculosis | Syphilis | Gonorrhea | All other diseases* |
|--------------------|-------|------------|---------------|---------------|----------------|---------|-----------------|-------------------------|---------------|----------------|--------------|----------|-----------|---------------------|
| Manistee rural | 133 | - | 54 | - | 4 | 39 | - | - | 1 | - | 3 | 1 | 4 | 27 |
| Manistee | 62 | - | 19 | - | 1 | 26 | - | - | 2 | - | 2 | 1 | 1 | 10 |
| Marquette rural | 17 | - | - | - | - | - | - | - | 1 | - | 11 | 5 | - | - |
| Ishpeming | 149 | - | 6 | - | - | 7 | - | - | - | - | 4 | 2 | 1 | 124 |
| Marquette | 416 | - | 44 | - | 35 | 5 | - | 2 | 1 | - | 13 | 9 | 4 | 303 |
| Negaunee | 8 | - | - | - | - | - | - | 1 | - | - | 6 | 1 | - | - |
| Mason rural | 160 | - | 2 | - | 8 | 81 | - | - | - | - | 6 | 2 | - | 61 |
| Ludington | 341 | - | 8 | - | 13 | 179 | - | - | 1 | - | 2 | 6 | 4 | 128 |
| Mecosta rural | 795 | - | 11 | - | 37 | 223 | - | 1 | 3 | 2 | 2 | 2 | - | 514 |
| Big Rapids | 293 | - | 3 | - | 1 | 155 | - | 1 | - | - | 1 | 2 | - | 130 |
| Menominee rural | 240 | - | 9 | 1 | 13 | 73 | - | 2 | 4 | 2 | 11 | 1 | - | 124 |
| Menominee | 63 | - | 1 | - | 10 | 1 | 1 | - | - | 1 | 6 | 3 | - | 40 |
| Midland rural | 1,410 | - | 36 | - | 34 | 517 | - | - | 5 | - | 1 | 3 | 1 | 813 |
| Midland | 1,087 | - | 18 | - | 15 | 398 | - | - | 5 | - | 7 | 4 | 4 | 636 |
| Missaukee | 53 | - | - | - | 1 | 23 | - | - | 1 | 3 | 5 | 3 | 1 | 16 |
| Monroe rural | 206 | 1 | 29 | 1 | 14 | 26 | - | 1 | 17 | - | 16 | 13 | 4 | 84 |
| Monroe | 176 | - | 10 | - | - | 20 | - | - | 5 | - | 18 | 16 | 11 | 80 |
| Milan (Part) | 1 | - | - | - | 1 | - | - | - | - | - | - | - | - | - |
| Montcalm rural | 14 | - | 1 | - | - | - | - | - | 4 | - | 2 | 3 | - | 4 |
| Greenville | 13 | - | 2 | - | - | - | - | - | - | - | 3 | 5 | 1 | 2 |
| Montmorency | 12 | - | - | - | - | 5 | - | - | 2 | - | - | 3 | 1 | 1 |
| Muskegon rural | 1,831 | - | 251 | - | 51 | 354 | 1 | 1 | 5 | 1 | 9 | 16 | 23 | 1,119 |
| Muskegon | 2,365 | - | 60 | - | 83 | 1,048 | - | - | 12 | 1 | 41 | 103 | 316 | 701 |
| Muskegon Hts. | 547 | - | 15 | - | 1 | 4 | - | - | - | - | 24 | 64 | 241 | 198 |
| Newaygo rural | 191 | - | 32 | - | 7 | 101 | - | - | 5 | 2 | 7 | 7 | 3 | 27 |
| Fremont | 53 | - | 5 | - | 2 | 30 | - | - | 4 | - | - | - | - | 12 |
| Oakland rural | 4,622 | 19 | 487 | 4 | 178 | 314 | 3 | 5 | 119 | 2 | 99 | 76 | 85 | 3,231 |
| Birmingham | 1,024 | - | 68 | - | 9 | 22 | 1 | 1 | 16 | - | 12 | 5 | 3 | 887 |
| Ferndale | 1,079 | - | 76 | - | 22 | 135 | - | 2 | 8 | - | 41 | 49 | 68 | 678 |
| Pontiac | 1,954 | 1 | 262 | - | 30 | 93 | - | 3 | 39 | - | 81 | 142 | 351 | 952 |
| Rochester | 19 | - | - | 1 | - | 1 | 1 | - | 2 | - | 5 | - | 1 | 8 |
| Berkley | 380 | - | 64 | - | 4 | 20 | - | 1 | 3 | - | 10 | 5 | 4 | 269 |
| Clawson | 264 | - | 28 | - | 2 | 1 | 1 | - | 5 | - | 1 | - | - | 226 |
| Pleasant Ridge | 41 | - | 6 | - | 4 | - | - | - | 1 | - | 2 | - | - | 28 |
| Royal Oak | 1,555 | - | 202 | - | 42 | 73 | 2 | 2 | 19 | - | 45 | 16 | 28 | 1,126 |
| Hazel Park | 4 | - | - | - | - | - | - | - | - | - | 3 | 1 | - | - |
| Holly | - | - | - | - | - | - | - | - | - | - | - | - | - | - |
| Huntington Woods | 3 | - | - | - | - | - | - | - | 2 | - | 1 | - | - | - |
| Northville (Part) | - | - | - | - | - | - | - | - | - | - | - | - | - | - |
| Oak Park | - | - | - | - | - | - | - | - | - | - | - | - | - | - |
| Oceana | 95 | - | 17 | - | - | 52 | - | 1 | 4 | 1 | 8 | 5 | 2 | 5 |
| Ogemaw | 11 | - | - | - | - | - | - | 1 | 2 | 2 | 4 | 1 | - | 1 |
| Ontonagon | 70 | - | 21 | - | 4 | 3 | - | - | 1 | - | 5 | 4 | - | 32 |
| Osceola | 572 | - | 5 | - | 2 | 119 | - | - | 3 | 1 | 4 | - | 1 | 437 |
| Oscoda | - | - | - | - | - | - | - | - | - | - | - | - | - | - |
| Otsego | 7 | - | - | - | - | - | - | - | 2 | - | 1 | 2 | - | 2 |
| Ottawa rural | 1,448 | - | 462 | - | 90 | 240 | - | 1 | 14 | 3 | 7 | 6 | 8 | 617 |
| Grand Haven | 440 | - | 36 | - | 53 | 77 | - | - | 1 | - | 3 | 3 | 5 | 262 |
| Holland | 749 | - | 83 | - | 14 | 281 | - | 1 | 3 | - | 6 | 6 | 5 | 350 |
| Zeeland | 73 | - | 36 | - | - | 6 | - | - | - | 1 | - | - | - | 30 |
| Presque Isle rural | 147 | - | 2 | - | - | 99 | - | - | - | - | 3 | 4 | - | 39 |
| Rogers City | 148 | - | 13 | - | - | 120 | - | - | 1 | - | 1 | - | - | 13 |
| Roscommon | 40 | - | 2 | - | 2 | 23 | - | - | - | - | 1 | 2 | - | 10 |
| Saginaw rural | 886 | 1 | 55 | - | 25 | 387 | - | 4 | 3 | 2 | 27 | 10 | 5 | 367 |
| Saginaw | 1,226 | 1 | 43 | 2 | 58 | 482 | - | 2 | 3 | - | 59 | 94 | 93 | 389 |
| Sanilac | 233 | - | 22 | - | 3 | 12 | - | - | 4 | - | 12 | 8 | 2 | 170 |
| Schoolcraft rural | 15 | - | 3 | - | - | 3 | - | - | - | - | 3 | 2 | 2 | - |
| Manistique | 11 | - | - | 1 | - | 2 | - | - | 1 | - | 3 | 1 | 3 | - |
| Shiawassee rural | 118 | - | 6 | - | - | 59 | - | - | 9 | 2 | 10 | 6 | 2 | 24 |
| Durand | 4 | - | 2 | - | - | 1 | - | - | 1 | - | - | - | - | - |
| Owosso | 107 | - | 21 | - | - | 45 | - | - | 3 | - | 9 | 6 | 5 | 18 |

TABLE 5 - REPORTED CASES OF CERTAIN COMMUNICABLE DISEASES BY PLACE OF RESIDENCE (Continued)

| AREA | Total | Diphtheria | Scarlet fever | Typhoid fever | Whooping cough | Measles | Lobar pneumonia | Meningococcal meningitis | Poliomyelitis | Undulant fever | Tuberculosis | Syphilis | Gonorrhea | All other diseases* |
|---------------------|--------|------------|---------------|---------------|----------------|---------|-----------------|--------------------------|---------------|----------------|--------------|----------|-----------|---------------------|
| St. Clair rural | 321 | - | 41 | - | 6 | 6 | - | 3 | 10 | - | 14 | 9 | 9 | 223 |
| Marine City | 21 | - | 1 | - | - | - | - | 1 | - | - | 3 | - | - | 16 |
| Port Huron | 472 | - | 49 | - | 4 | 8 | 1 | 1 | 4 | - | 15 | 32 | 22 | 336 |
| St. Clair | 52 | - | 8 | - | - | - | - | - | 1 | - | 2 | - | - | 41 |
| Algonac | - | - | - | - | - | - | - | - | - | - | - | - | - | - |
| St. Joseph rural | 212 | - | 7 | - | 11 | 120 | - | 1 | 2 | - | 7 | 5 | 2 | 57 |
| Sturgis | 109 | - | - | - | 2 | 77 | - | 1 | 9 | 1 | 3 | 5 | 2 | 9 |
| Three Rivers | 22 | - | - | - | 4 | 7 | - | - | - | - | 2 | - | 2 | 7 |
| Tuscola rural | 73 | - | 2 | - | 3 | 14 | - | - | 1 | - | 22 | 5 | 3 | 13 |
| Caro | 4 | - | - | - | - | - | - | - | - | - | 3 | 1 | - | - |
| Vassar | - | - | - | - | - | - | - | - | - | - | - | - | - | - |
| Van Buren rural | 327 | 2 | 27 | 2 | 5 | 72 | - | 1 | 23 | 3 | 8 | 24 | 11 | 149 |
| South Haven | 86 | - | 9 | - | 6 | 5 | - | 1 | - | - | 5 | 6 | 11 | 43 |
| Washtenaw rural | 740 | - | 13 | 2 | 33 | 32 | 5 | 3 | 19 | 2 | 18 | 25 | 32 | 556 |
| Ann Arbor | 866 | - | 9 | - | 13 | 41 | 1 | - | 1 | - | 46 | 20 | 6 | 729 |
| Ypsilanti | 217 | - | 8 | 1 | 14 | 7 | - | 2 | 4 | - | 8 | 34 | 68 | 71 |
| Chelsea | - | - | - | - | - | - | - | - | - | - | - | - | - | - |
| Milan (Part) | - | - | - | - | - | - | - | - | - | - | - | - | - | - |
| Wayne rural | 6,135 | 2 | 464 | 3 | 203 | 337 | 3 | 13 | 167 | 1 | 192 | 54 | 26 | 4,670 |
| **Ecorse | 133 | - | - | - | - | - | - | - | - | - | 36 | 36 | 53 | 8 |
| Hamtramck | 447 | 1 | 7 | - | 7 | 16 | - | - | 8 | - | 153 | 23 | 49 | 183 |
| **River Rouge | 141 | - | - | - | - | - | - | - | - | - | 38 | 33 | 70 | - |
| Detroit | 31,511 | 9 | 1,542 | 10 | 1,004 | 1,011 | 889 | 39 | 368 | 1 | 3,198 | 3,962 | 5,038 | 14,440 |
| Highland Park | 684 | - | 38 | - | 6 | 41 | 3 | - | 9 | - | 59 | 47 | 31 | 450 |
| **Plymouth | 51 | - | - | - | - | - | - | - | - | - | 33 | 9 | 9 | - |
| **Wyandotte | 110 | - | 1 | - | 1 | - | - | - | - | - | 73 | 16 | 2 | 17 |
| Dearborn | 961 | - | 117 | - | 14 | 37 | 1 | 1 | 12 | - | 145 | 58 | 29 | 547 |
| **Grosse Pt. Farms | 5 | - | - | - | - | - | - | - | - | - | 4 | 1 | - | - |
| **Grosse Pt. Park | 5 | - | - | - | - | - | - | - | - | - | 5 | - | - | - |
| **Grosse Pt. | 20 | - | - | - | - | - | - | - | - | - | 14 | 6 | - | - |
| **Grosse Pt. Woods | 6 | - | - | - | - | - | - | - | - | - | 6 | - | - | - |
| **Inkster | 187 | - | - | - | - | - | - | - | - | - | 61 | 45 | 81 | - |
| **Lincoln Park | 60 | - | - | - | - | - | - | - | - | - | 40 | 5 | 15 | - |
| **Melvindale | 14 | - | - | - | - | - | - | - | - | - | 9 | 1 | 3 | 1 |
| **Northville (Part) | 7 | - | - | - | - | - | - | - | - | - | 7 | - | - | - |
| **Trenton | 18 | - | - | - | - | - | - | - | - | - | 3 | 2 | 13 | - |
| **Wayne | 54 | - | - | - | - | - | - | - | - | - | 34 | 18 | 2 | - |
| **Allen Park | 12 | - | - | - | - | - | - | - | - | - | 10 | - | 2 | - |
| **Garden City | 17 | - | - | - | - | - | - | - | - | - | 14 | 3 | - | - |
| **Livonia | 2 | - | - | - | - | - | - | - | - | - | 2 | - | - | - |
| Wexford rural | 27 | - | 14 | - | - | - | - | - | 4 | - | 1 | 2 | - | 6 |
| Cadillac | 22 | - | 7 | - | - | 3 | - | 1 | 1 | - | 2 | 1 | 6 | 1 |

*Includes:

| | | | | | |
|--------------------------|--------|--------------------------|--------|------------------------------|-------|
| Actinomycosis | 1 | Infectious hepatitis | 325 | Rheumatic fever, acute | 619 |
| Ankylostomiasis | 4 | Infectious mononucleosis | 168 | Ringworm | 1,284 |
| Bites, animal | 9,226 | Influenza | 634 | Rocky Mountain spotted fever | 1 |
| Chickenpox | 17,357 | Malaria | 43 | Rubella | 2,373 |
| Conjunctivitis (Kerato) | 45 | Meningitis, influenzal | 31 | Salmonella infections | 105 |
| Diarrhea, epidemic | - | Mumps | 16,088 | Scabies | 522 |
| (infants under 1 year) | 43 | Paratyphoid fever | 1 | Streptococcal sore throat | 534 |
| Dysentery, amebic | 175 | Pediculosis | 431 | Tetanus | 17 |
| Dysentery, bacillary | 216 | Pink eye | 185 | Trachoma | 1 |
| Encephalitis, infectious | 102 | Pneumonia, broncho | 677 | Trichinosis | 7 |
| Erysipelas | 76 | Pneumonia, unspecified | 240 | Tularemia | 6 |
| Favus | 1 | Pneumonia, virus | 61 | Weil's disease | 6 |
| Impetigo | 745 | Rabies in animals | 128 | | |

**Included in county rural unless otherwise indicated.

TABLE 6 - ACCIDENTAL DEATHS BY AGE, PLACE, AND TYPE OF ACCIDENT
MICHIGAN, 1951

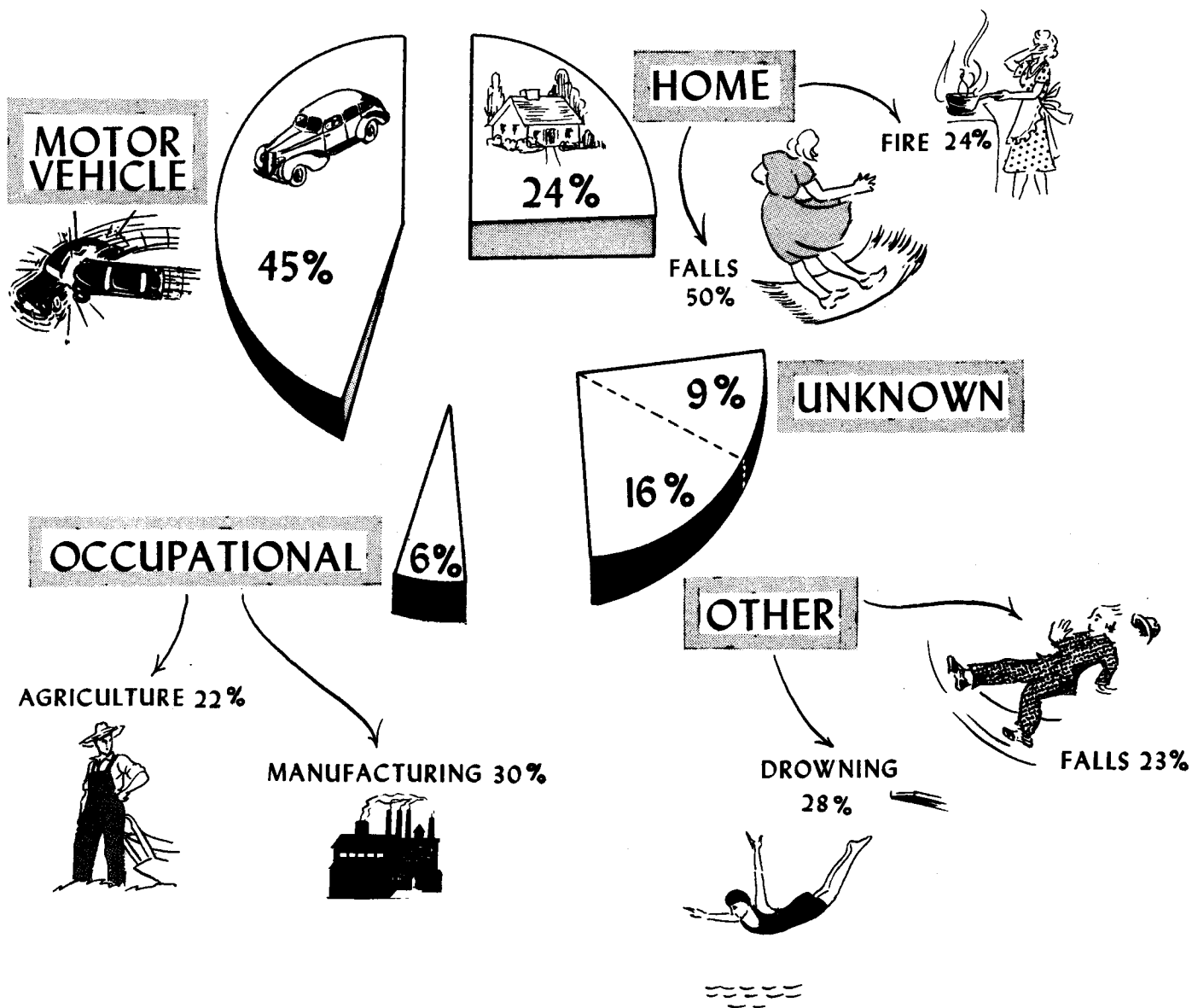
(By place of occurrence. Age groups, place, and type of accident according to National Safety Council classification.)

| TYPE OF ACCIDENT | All Ages | 0 - 4 | 5 - 14 | 15 - 24 | 25 - 44 | 45 - 64 | 65 and Over | Age Unknown |
|---|--------------|------------|------------|------------|------------|------------|--------------|-------------|
| GRAND TOTAL | 3,766 | 363 | 253 | 443 | 744 | 851 | 1,108 | 4 |
| OCCUPATIONAL TOTAL | 214 | - | 3 | 20 | 69 | 99 | 22 | 1 |
| Agriculture | 47 | - | 3 | 4 | 11 | 22 | 7 | - |
| Mining, Quarrying, Oil and Gas Wells | 12 | - | - | 2 | 4 | 5 | 1 | - |
| Manufacturing | 64 | - | - | 7 | 22 | 31 | 4 | - |
| Construction | 27 | - | - | 2 | 10 | 13 | 2 | - |
| Transportation | 5 | - | - | - | 3 | 2 | - | - |
| Public Utilities | 5 | - | - | - | 3 | - | 2 | - |
| Trade | 7 | - | - | 2 | 2 | 3 | - | - |
| Service | 20 | - | - | 2 | 6 | 7 | 5 | - |
| Other Specified Industry | 23 | - | - | 1 | 8 | 12 | 1 | 1 |
| Unspecified Industry | 4 | - | - | - | - | 4 | - | - |
| HOME TOTAL | 906 | 199 | 42 | 27 | 90 | 121 | 427 | - |
| Poisonings (gas excepted) | 29 | 12 | - | 2 | 3 | 7 | 5 | - |
| Poisonings by Gases and Vapors | 43 | 3 | 1 | 2 | 15 | 14 | 8 | - |
| Fire, Explosion of Combustible Material | 198 | 54 | 27 | 14 | 34 | 32 | 37 | - |
| Hot Substance, Corrosive Liquid, Steam | 22 | 9 | - | - | 1 | 5 | 7 | - |
| Mechanical Suffocation | 60 | 58 | - | - | 1 | 1 | - | - |
| Firearms | 20 | 3 | 5 | 2 | 9 | 1 | - | - |
| Falls on Same Level | 98 | 1 | - | 1 | 1 | 3 | 92 | - |
| Falls to Different Level or Unspecified | 354 | 16 | 4 | - | 18 | 50 | 266 | - |
| Other Specified Home Accidents | 69 | 37 | 4 | 4 | 8 | 7 | 9 | - |
| Unspecified Home Accidents | 13 | 6 | 1 | 2 | - | 1 | 3 | - |
| MOTOR-VEHICLE TOTAL | 1,695 | 82 | 115 | 309 | 423 | 458 | 307 | 1 |
| Injury to Pedestrian | 480 | 49 | 61 | 16 | 48 | 150 | 155 | 1 |
| Collision with Other Motor Vehicle | 507 | 22 | 18 | 117 | 145 | 143 | 62 | - |
| Collision with Railroad Train | 68 | 1 | 3 | 17 | 22 | 22 | 3 | - |
| Collision with Street Car | 1 | - | - | - | - | 1 | - | - |
| Injury to Pedal Cyclist | 23 | - | 20 | 2 | - | - | 1 | - |
| Collision with Animal-drawn Vehicle or Animal | 1 | - | - | 1 | - | - | - | - |
| Collision with Fixed Object | 132 | 3 | 2 | 32 | 36 | 43 | 16 | - |
| Non-Collision | 300 | 5 | 8 | 106 | 102 | 60 | 19 | - |
| Other and Unspecified Accident | 183 | 2 | 3 | 18 | 70 | 39 | 51 | - |
| PUBLIC NONMOTOR-VEHICLE TOTAL | 613 | 45 | 92 | 77 | 139 | 135 | 124 | 1 |
| Railroad--Not with Motor Vehicle | 51 | 1 | 7 | 2 | 5 | 23 | 13 | - |
| Street Car--Not with Motor Vehicle | 8 | - | 1 | - | - | 3 | 4 | - |
| Other Vehicle--Not with Motor Vehicle | 12 | - | 4 | 3 | 2 | 1 | 2 | - |
| Water Transportation | 79 | 2 | 5 | 13 | 38 | 19 | 2 | - |
| Air Transportation | 22 | - | - | 1 | 19 | 2 | - | - |
| Fire, Explosion of Combustible Material | 10 | 1 | 2 | - | 2 | 4 | 1 | - |
| Hot Substance, Corrosive Liquid, Steam | 3 | 1 | - | - | 1 | 1 | - | - |
| Drowning | 173 | 27 | 52 | 37 | 28 | 17 | 11 | 1 |
| Firearms | 29 | - | 5 | 9 | 10 | 4 | 1 | - |
| Falls on Same Level | 51 | - | - | - | 6 | 20 | 25 | - |
| Falls to Different Level or Unspecified | 92 | 1 | 6 | 3 | 8 | 22 | 52 | - |
| Other Specified Public Accidents | 68 | 10 | 6 | 5 | 17 | 18 | 12 | - |
| Unspecified Public Accidents | 15 | 2 | 4 | 4 | 3 | 1 | 1 | - |
| TYPE OF ACCIDENT UNKNOWN | 338 | 37 | 1 | 10 | 23 | 38 | 228 | 1 |

3,766 ACCIDENTAL DEATHS IN MICHIGAN DURING 1951

WASTED NEARLY 75,000 YEARS OF
PRODUCTIVE LIFE (18 - 65)

Where and How Did They Happen?



1
9
5
1

HIGHLIGHTS OF HEALTH IN MICHIGAN

related to 1950

POPULATION

1950 _ 6,371,766

1951 _ 6,545,000



up 2.7%

BIRTHS

(Rate per 1,000 population)

1950  25.1

1951  26.3


up 4.8%

DEATHS

(Rate per 1,000 population)

9.0

9.0



no change

VITAL INDEX

(Number of births per 100 deaths)



1950 _ 278

1951 _ 291

up 4.7%

INFANT DEATHS

(Rate per 1,000 live births)

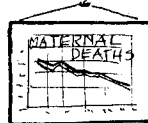
1950  26.3

1951  26.1

down 0.8%

MATERNAL DEATHS

(Rate per 1,000 live births)




1950 _ 0.57

1951 _ 0.54

down 5.3%

MARRIAGES _ PERSONS MARRIED

(Rate per 1,000 population)



1950

1951

down 10.9%

DIVORCES _ PERSONS DIVORCED

(Rate per 1,000 population)



1950 _ 5.0

1951 _ 4.7

down 6.0%

TABLE 7A - DEATHS BY INTERMEDIATE LIST OF CAUSES, SEX, AND AGE (Continued)

| CAUSE OF DEATH | Int. List No. | Total Number | Total Rate | Sex | | AGE IN YEARS | | | | | | | | | | 90 and Over | | | | | | | | | | |
|---|---------------|--------------|------------|-------|--------|--------------|-----|-----|-----|-----|-----|-----|-----|-----|-----|-------------|-----|-----|-----|-----|-----|-----|-----|-----|------------|----|
| | | | | Male | Female | Under 1 | 5 | 10 | 15 | 20 | 25 | 30 | 35 | 40 | 45 | | 50 | 55 | 60 | 65 | 70 | 75 | 80 | 85 | Not Stated | |
| | | | | | | Year | 4 | 9 | 14 | 19 | 24 | 29 | 34 | 39 | 44 | | 49 | 54 | 59 | 64 | 69 | 74 | 79 | 84 | | 89 |
| Muscular rheumatism and rheumatism, unspecified | A 123 | 1 | 0.0 | 1 | - | - | - | - | - | - | - | - | - | - | - | - | - | - | - | - | - | - | - | | | |
| Osteomyelitis and periostitis | A 124 | 10 | 0.2 | 7 | 3 | 1 | - | - | - | - | - | - | - | - | - | - | - | - | - | - | - | - | - | | | |
| Ankylosis and acquired musculoskeletal deformities | A 125 | 5 | 0.1 | 3 | 2 | 3 | - | - | - | - | - | - | - | - | - | - | - | - | - | - | - | - | - | | | |
| All other diseases of skin and musculoskeletal system | A 126 | 70 | 1.1 | 38 | 32 | 5 | 1 | 2 | 4 | 3 | 1 | 2 | 4 | 5 | 4 | 7 | 7 | 5 | 9 | 2 | 5 | 1 | - | | | |
| CONGENITAL MALFORMATIONS, ALL FORMS | | | | | | | | | | | | | | | | | | | | | | | | | | |
| Spina bifida and meningocele | A 127-A 129 | 919 | 14.0 | 506 | 413 | 737 | 55 | 22 | 9 | 11 | 6 | 10 | 10 | 9 | 9 | 5 | 5 | 1 | 1 | - | - | - | - | | | |
| Other congenital malformations of circulatory system | A 127 | 101 | 1.5 | 42 | 59 | 94 | 5 | 2 | - | - | - | - | - | - | - | - | - | - | - | - | - | - | - | | | |
| Other congenital malformations | A 128 | 394 | 6.0 | 234 | 160 | 312 | 22 | 6 | 7 | 5 | 3 | 9 | 7 | 3 | 5 | 7 | 2 | 1 | 2 | - | - | - | - | | | |
| All other congenital malformations | A 129 | 424 | 6.5 | 230 | 194 | 331 | 20 | 14 | 2 | 6 | 3 | 1 | 3 | 6 | 1 | 6 | 10 | 3 | 4 | 1 | - | - | - | | | |
| Birth injuries | A 130 | 495 | 7.6 | 290 | 205 | 495 | - | - | - | - | - | - | - | - | - | - | - | - | - | - | - | - | - | | | |
| Postnatal asphyxia and atelectasis | A 131 | 502 | 8.9 | 363 | 219 | 502 | - | - | - | - | - | - | - | - | - | - | - | - | - | - | - | - | - | | | |
| Infections of the newborn | A 132 | 133 | 2.0 | 82 | 51 | 133 | - | - | - | - | - | - | - | - | - | - | - | - | - | - | - | - | - | | | |
| 763 Pneumonia of newborn | | 98 | 1.5 | 60 | 38 | 98 | - | - | - | - | - | - | - | - | - | - | - | - | - | - | - | - | - | | | |
| 764 Diarrhea of newborn | | 22 | 0.3 | 11 | 11 | 22 | - | - | - | - | - | - | - | - | - | - | - | - | - | - | - | - | - | | | |
| 765-768 Other infections of newborn | | 13 | 0.2 | 11 | 2 | 13 | - | - | - | - | - | - | - | - | - | - | - | - | - | - | - | - | - | | | |
| Hemolytic disease of newborn | A 133 | 146 | 2.2 | 92 | 54 | 146 | - | - | - | - | - | - | - | - | - | - | - | - | - | - | - | - | - | | | |
| All the defined diseases of early infancy | A 134 | 100 | 1.5 | 60 | 40 | 100 | - | - | - | - | - | - | - | - | - | - | - | - | - | - | - | - | - | | | |
| All the defined diseases similar to early infancy, and immaturely unqualified | A 135 | 1,395 | 20.2 | 767 | 558 | 1,324 | 1 | - | - | - | - | - | - | - | - | - | - | - | - | - | - | - | - | | | |
| 773 Ill-defined diseases | | 1,063 | 14.4 | 58 | 35 | 1,063 | - | - | - | - | - | - | - | - | - | - | - | - | - | - | - | - | - | | | |
| 774-776 Immaturity | | 1,292 | 18.8 | 709 | 523 | 1,232 | 1 | - | - | - | - | - | - | - | - | - | - | - | - | - | - | - | - | | | |
| Sensility without mention of psychosis | A 136 | 203 | 3.1 | 104 | 95 | 203 | - | - | - | - | - | - | - | - | - | - | - | - | - | - | - | - | - | | | |
| Ill-defined and unknown causes of mortality | A 137 | 242 | 3.7 | 145 | 97 | 22 | 7 | 1 | - | - | - | - | - | - | - | - | - | - | - | - | - | - | - | | | |
| ACCIDENTS, ALL FORMS | | | | | | | | | | | | | | | | | | | | | | | | | | |
| Motor vehicle accidents | AE138-AE147 | 3,916 | 59.8 | 2,700 | 1,216 | 147 | 223 | 139 | 113 | 218 | 282 | 227 | 200 | 174 | 184 | 218 | 230 | 216 | 217 | 212 | 226 | 221 | 205 | 158 | 101 | 5 |
| Other transport accidents | AE138 | 1,806 | 27.6 | 1,321 | 485 | 14 | 75 | 61 | 55 | 150 | 192 | 142 | 123 | 106 | 67 | 132 | 124 | 113 | 110 | 112 | 94 | 59 | 41 | 11 | 3 | 2 |
| Accidental poisoning | AE139 | 102 | 1.6 | 68 | 24 | 4 | 11 | 5 | 10 | 20 | 27 | 19 | 11 | 11 | 13 | 11 | 15 | 9 | 16 | 8 | 7 | 2 | 3 | 1 | - | - |
| Accidental falls | AE140 | 112 | 1.7 | 82 | 30 | 1 | 17 | 1 | 3 | 6 | 11 | 10 | 4 | 4 | 11 | 5 | 16 | 5 | 6 | 5 | 3 | 5 | 3 | - | - | - |
| Accident caused by machinery | AE141 | 873 | 13.3 | 429 | 444 | 6 | 14 | 7 | 5 | 3 | 2 | 10 | 14 | 14 | 21 | 26 | 26 | 44 | 50 | 56 | 95 | 134 | 133 | 131 | 91 | - |
| Accident caused by fire and explosion of combustible material | AE142 | 79 | 1.2 | 73 | 6 | - | 2 | 1 | 4 | 3 | 6 | 6 | 10 | 4 | 6 | 9 | 3 | 10 | 4 | 4 | 5 | 2 | 1 | - | - | - |
| Accident caused by hot substance, corrosive liquid, steam, and radiation | AE143 | 228 | 3.5 | 146 | 82 | 7 | 48 | 27 | 2 | 3 | 15 | 13 | 6 | 10 | 12 | 12 | 13 | 9 | 11 | 7 | 7 | 6 | 10 | 6 | 3 | - |
| Accident caused by firearm | AE144 | 38 | 0.6 | 26 | 12 | 5 | 5 | 1 | 1 | 1 | 1 | 1 | 1 | 1 | 2 | 2 | 2 | 4 | 2 | 3 | 3 | 2 | 3 | - | - | - |
| Accidental drowning and submersion | AE145 | 58 | 0.9 | 53 | 5 | 3 | 2 | 8 | 7 | 10 | 7 | 2 | 4 | 4 | 6 | 1 | 6 | 2 | 2 | 2 | 1 | 1 | 2 | 1 | - | - |
| All other accidental causes | AE146 | 189 | 2.9 | 157 | 32 | 4 | 29 | 22 | 26 | 28 | 15 | 7 | 3 | 9 | 11 | 13 | 14 | 17 | 12 | 13 | 11 | 8 | 10 | 7 | 3 | 1 |
| Suicide and self-inflicted injury | AE147 | 341 | 5.2 | 245 | 96 | 110 | 26 | 7 | 6 | 8 | 14 | 10 | 16 | 11 | 13 | 14 | 24 | 17 | 12 | 13 | 11 | 8 | 10 | 7 | 3 | 1 |
| Illicit and injury purposely inflicted by other persons (not in war) | AE148 | 637 | 9.7 | 500 | 137 | - | - | - | 4 | 6 | 29 | 33 | 53 | 42 | 57 | 76 | 64 | 67 | 64 | 51 | 43 | 24 | 13 | 9 | 2 | - |
| | AE149 | 248 | 3.8 | 175 | 73 | 5 | 4 | 3 | 2 | 6 | 26 | 35 | 27 | 37 | 28 | 24 | 18 | 10 | 13 | 7 | 7 | 1 | 1 | - | - | - |

TABLE 7B - DEATHS BY DETAILED LIST OF CAUSES, SEX, AND AGE
MICHIGAN, 1951

(By place of residence. Exclusive of stillbirths. Cause of death classified according to Sixth Revision of International List, 1948. Rates per 100,000 population.)

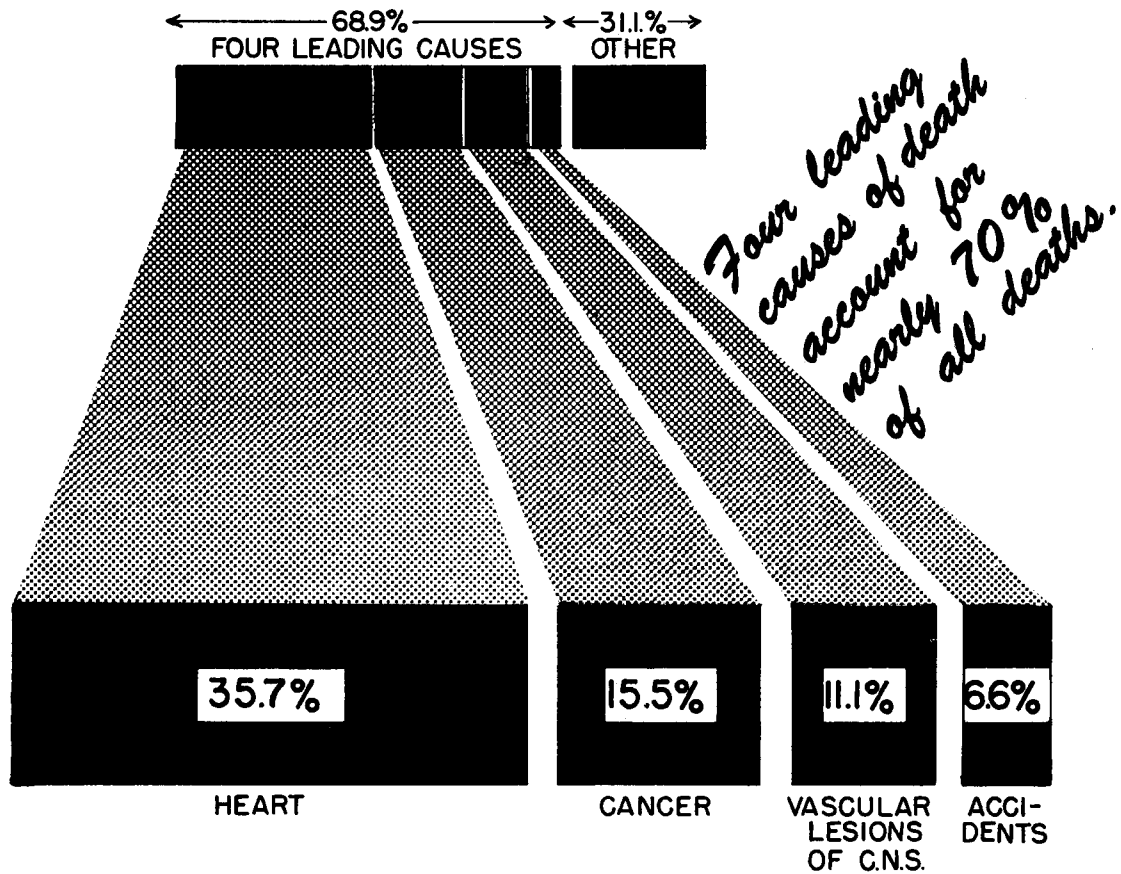
| CAUSE OF DEATH | Int. List No. | Total Number | Sex | | Under 1 Year | AGE IN YEARS | | | | | | | | | | 80-84 | 85-89 | 90 and Over | Not Stated | | | | | | | | |
|--|---------------|--------------|------|------|--------------|--------------|-------|-------|-------|-------|-------|-------|-------|-------|-------|-------|-------|-------------|------------|-------|-------|--------|-------|-------|-------|----|--|
| | | | Rate | Male | | Female | 35-39 | 40-44 | 45-49 | 50-54 | 55-59 | 60-64 | 65-69 | 70-74 | 75-79 | | | | | | | | | | | | |
| | | | | | | | | | | | | | | | | | | | | Rate | Male | Female | | | | | |
| ALL CAUSES | | | | | | | | | | | | | | | | | | | | | | | | | | | |
| I Infective and parasitic diseases | | | | | | | | | | | | | | | | | | | | | | | | | | | |
| Tuberculosis of respiratory system (001-008) | | 1,049 | 16.0 | 761 | 288 | 3 | 9 | 1 | 2 | 9 | 46 | 63 | 74 | 73 | 95 | 103 | 114 | 104 | 100 | 6,907 | 7,042 | 6,524 | 5,300 | 3,229 | 1,570 | 15 | |
| Respiratory with mention of occupational disease | | | | | | | | | | | | | | | | | | | | | | | | | | | |
| of lung | 001 | 38 | 0.6 | 37 | 1 | | | | | | | | | | | | | | | | | | | | | | |
| Pulmonary | 002 | 994 | 15.0 | 703 | 291 | 3 | 7 | 1 | 2 | 9 | 44 | 61 | 74 | 72 | 93 | 96 | 107 | 93 | 90 | 75 | 40 | 21 | 6 | 1 | | | |
| Pleural | 003.0 | 2 | 0.0 | 2 | | | | | | | | | | | | | | | | | | | | | | | |
| Primary tuberculosis complex with symptoms | 004 | 1 | 0.0 | 1 | | | | | | | | | | | | | | | | | | | | | | | |
| Tracheobronchial glandular with symptoms | 005 | 1 | 0.0 | 1 | | | | | | | | | | | | | | | | | | | | | | | |
| Unspecified site | 008 | 23 | 0.4 | 18 | 5 | | | | | | | | | | | | | | | | | | | | | | |
| Tuberculosis, other forms (010-019) | | 105 | 1.6 | 54 | 51 | 4 | 11 | 5 | 2 | 4 | 5 | 5 | 7 | 9 | 7 | 5 | 6 | 12 | 5 | 4 | 5 | 1 | 1 | | | | |
| Meninges and central nervous system | 010 | 30 | 0.5 | 14 | 16 | 4 | 2 | 1 | 1 | 2 | 1 | 1 | 2 | 4 | 3 | 1 | 1 | 1 | | | | | | | | | |
| Intestines, peritoneum, and mesenteric glands | 011 | 5 | 0.1 | 4 | 1 | | | | | | | | | | | | | | | | | | | | | | |
| Bones and joints, active or unspecified | 012 | 5 | 0.1 | 6 | 3 | | | | | | | | | | | | | | | | | | | | | | |
| Vertebral column | .0 | 5 | 0.1 | 3 | 2 | | | | | | | | | | | | | | | | | | | | | | |
| Hip | .1 | 1 | 0.0 | 1 | | | | | | | | | | | | | | | | | | | | | | | |
| Other and unspecified bones and joints | .3 | 3 | 0.0 | 2 | 1 | | | | | | | | | | | | | | | | | | | | | | |
| Lymphatic system | 015 | 3 | 0.0 | 3 | | | | | | | | | | | | | | | | | | | | | | | |
| Genito-urinary system | 016 | 14 | 0.2 | 7 | 7 | | | | | | | | | | | | | | | | | | | | | | |
| Adrenal glands | 017 | 3 | 0.0 | 3 | | | | | | | | | | | | | | | | | | | | | | | |
| Disseminated tuberculosis | 019 | 41 | 0.6 | 20 | 21 | 2 | 3 | 1 | 1 | 2 | 4 | 3 | 3 | 3 | 1 | 2 | 1 | 5 | 3 | 3 | 2 | 1 | 1 | 1 | | | |
| Acute miliary, unspecified | .1 | 4 | 0.1 | 4 | | | | | | | | | | | | | | | | | | | | | | | |
| Other forms of disseminated tuberculosis | .2 | 37 | 0.6 | 19 | 18 | 2 | 3 | 1 | 1 | 1 | 4 | 3 | 2 | 3 | 1 | 1 | 1 | 5 | 3 | 3 | 2 | 1 | 1 | 1 | | | |
| Syphilis and its sequelae (020-029) | | 299 | 4.6 | 229 | 70 | 1 | | | | 2 | 1 | | | 10 | 15 | 22 | 39 | 38 | 51 | 46 | 39 | 20 | 8 | 7 | | | |
| Congenital syphilis | 020 | 2 | 0.0 | 1 | 1 | | | | | | | | | | | | | | | | | | | | | | |
| Juvenile neurosyphilis | .1 | 1 | 0.0 | 1 | | | | | | | | | | | | | | | | | | | | | | | |
| Other congenital syphilis | .2 | 131 | 2.0 | 100 | 31 | | | | | | | | | | | | | | | | | | | | | | |
| Aneurysm of aorta | 022 | 69 | 1.4 | 71 | 18 | | | | | | | | | | | | | | | | | | | | | | |
| Other cardiovascular syphilis | 023 | 2 | 0.0 | 2 | | | | | | | | | | | | | | | | | | | | | | | |
| Tabes dorsalis | 024 | 2 | 0.0 | 2 | | | | | | | | | | | | | | | | | | | | | | | |
| General paralysis of insane | 025 | 40 | 0.6 | 30 | 10 | | | | | | | | | | | | | | | | | | | | | | |
| Other syphilis of central nervous system | 026 | 23 | 0.4 | 19 | 4 | | | | | | | | | | | | | | | | | | | | | | |
| Other forms of late syphilis | 027 | 2 | 0.0 | 1 | 1 | | | | | | | | | | | | | | | | | | | | | | |
| Latent syphilis, unspecified | 028.2 | 2 | 0.0 | 1 | 1 | | | | | | | | | | | | | | | | | | | | | | |
| Syphilis, unqualified | 029 | 9 | 0.1 | 5 | 4 | | | | | | | | | | | | | | | | | | | | | | |
| Gonococcal infection and other venereal diseases (030-039) | | 3 | 0.0 | 1 | 2 | | | | | | | | | | | | | | | | | | | | | | |
| Gonococcal infection of other sites | 034 | 1 | 0.0 | 1 | | | | | | | | | | | | | | | | | | | | | | | |
| Lymphogranuloma venereum | 037 | 2 | 0.0 | | 2 | | | | | | | | | | | | | | | | | | | | | | |
| Infectious diseases commonly arising in intestinal tract (040-049) | | 20 | 0.3 | 11 | 9 | 3 | 2 | | | | | | | | | | | | | | | | | | | | |
| Typhoid fever | 040 | 1 | 0.0 | | 1 | | | | | | | | | | | | | | | | | | | | | | |
| Typhoid paratyphoid | 041 | 1 | 0.0 | | 1 | | | | | | | | | | | | | | | | | | | | | | |
| Brucellosis (undulant fever) | 044 | 1 | 0.0 | 1 | | | | | | | | | | | | | | | | | | | | | | | |
| Bacillary dysentery | 045 | 6 | 0.1 | 4 | 2 | | | | | | | | | | | | | | | | | | | | | | |
| Shigellosis | .2 | 2 | 0.0 | 1 | 1 | | | | | | | | | | | | | | | | | | | | | | |
| Some | .3 | 2 | 0.0 | 1 | 1 | | | | | | | | | | | | | | | | | | | | | | |
| Bacillary, other, and unspecified | .4 | 2 | 0.0 | 2 | | | | | | | | | | | | | | | | | | | | | | | |
| Amebiasis, with liver abscess | 046.1 | 4 | 0.1 | 4 | | | | | | | | | | | | | | | | | | | | | | | |
| Unspecified forms of dysentery | 046.2 | 10 | 0.2 | 7 | 3 | | | | | | | | | | | | | | | | | | | | | | |
| Food poisoning (infection and, intoxication), unspecified | 049.2 | 1 | 0.0 | | 1 | | | | | | | | | | | | | | | | | | | | | | |
| Other bacterial diseases (050-064) | | 138 | 2.1 | 72 | 66 | 37 | 28 | 9 | 3 | 4 | 5 | 1 | 1 | 3 | 1 | 3 | 2 | 6 | 4 | 5 | 5 | 2 | 3 | | | | |
| Streptococcal sore throat | 051 | 8 | 0.1 | 5 | 3 | | | | | | | | | | | | | | | | | | | | | | |
| Erysipelas | 052 | 2 | 0.0 | 2 | | | | | | | | | | | | | | | | | | | | | | | |
| Septicemia and pyemia | 053 | 44 | 0.7 | 16 | 28 | 9 | 6 | 1 | 1 | 1 | 4 | 1 | 2 | 1 | 1 | 4 | 2 | 5 | 2 | 5 | 2 | 2 | 1 | | | | |
| Streptococcus | .0 | 9 | 0.1 | 3 | 6 | | | | | | | | | | | | | | | | | | | | | | |
| Staphylococcus | .1 | 9 | 0.1 | 3 | 6 | | | | | | | | | | | | | | | | | | | | | | |
| Organism unspecified | .4 | 31 | 0.5 | 12 | 19 | 8 | 5 | 1 | 1 | 1 | 3 | 1 | 2 | 1 | 2 | 1 | 1 | 4 | 2 | 1 | 4 | 2 | 1 | 1 | | | |
| Diphtheria | 055 | 6 | 0.1 | 4 | 2 | | | | | | | | | | | | | | | | | | | | | | |
| Whooping cough | 056 | 21 | 0.3 | 14 | 7 | 13 | 8 | | | | | | | | | | | | | | | | | | | | |
| Without mention of pneumonia | .0 | 11 | 0.2 | 6 | 5 | | | | | | | | | | | | | | | | | | | | | | |
| With pneumonia | .1 | 10 | 0.2 | 8 | 2 | | | | | | | | | | | | | | | | | | | | | | |
| Meningococcal infections | 057 | 46 | 0.7 | 27 | 19 | 14 | 20 | 5 | 1 | 2 | 1 | 1 | 1 | 1 | 1 | 1 | 1 | 1 | 1 | 1 | 1 | 1 | 1 | 1 | | | |
| Meningococcal meningitis | .0 | 23 | 0.4 | 14 | 9 | 3 | 9 | 3 | 1 | 2 | 1 | 1 | 1 | 1 | 1 | 1 | 1 | 1 | 1 | 1 | 1 | 1 | 1 | 1 | | | |
| Acute and unspecified meningococemia | .1 | 12 | 0.2 | 7 | 5 | | | | | | | | | | | | | | | | | | | | | | |
| Tetanus | 061 | 1 | 0.0 | 1 | | | | | | | | | | | | | | | | | | | | | | | |
| Gas gangrene | 063 | 1 | 0.0 | 1 | | | | | | | | | | | | | | | | | | | | | | | |
| Diseases attributable to viruses (080-096) | | 147 | 2.2 | 73 | 74 | 26 | 18 | 13 | 11 | 11 | 8 | 14 | 9 | 4 | 3 | 2 | 6 | 3 | 2 | 4 | 4 | 3 | 2 | 2 | | | |
| Acute poliomyelitis | 090 | 67 | 1.0 | 20 | 39 | 4 | 8 | 12 | 6 | 6 | 12 | 4 | 2 | 1 | 1 | 3 | 1 | 1 | 1 | 1 | 1 | 1 | 1 | 1 | | | |
| Specified as bulbar or polio-encephalitis | .0 | 43 | 0.7 | 20 | 23 | 4 | 5 | 10 | 3 | 4 | 7 | 6 | 3 | 1 | 1 | 3 | 1 | 1 | 1 | 1 | 1 | 1 | 1 | 1 | | | |

TABLE 7B - DEATHS BY DETAILED LIST OF CAUSES, SEX, AND AGE (Continued)

| CAUSE OF DEATH | Int. List No. | Total | | Sex | | AGE IN YEARS | | | | | | | | | | | | | | | | | | | 90 and Over |
|---|---------------|--------|-------|-------|--------|--------------|------|------|-------|-------|-------|-------|-------|-------|-------|-------|-------|-------|-------|-------|-------|-------|-------|-------|-------------|
| | | Number | Rate | Male | Female | Under 1 | 1-4 | 5-9 | 10-14 | 15-19 | 20-24 | 25-29 | 30-34 | 35-39 | 40-44 | 45-49 | 50-54 | 55-59 | 60-64 | 65-69 | 70-74 | 75-79 | 80-84 | 85-89 | |
| | | | | | | Year | Year | Year | Year | Year | Year | Year | Year | Year | Year | Year | Year | Year | Year | Year | Year | Year | Year | Year | |
| Disorders of character, behavior, and intelligence (320-326) | 322 | 75 | 1.1 | 59 | 16 | 7 | 5 | 2 | 2 | 2 | 1 | 4 | 4 | 4 | 10 | 7 | 9 | 4 | 7 | 6 | 3 | 3 | 1 | 1 | - |
| Alcoholism | 323 | 57 | 0.9 | 50 | 5 | 7 | - | - | - | - | 1 | 3 | 4 | 4 | 6 | 6 | 5 | 4 | 6 | 6 | - | - | 1 | 1 | - |
| Acute | 324 | 26 | 0.4 | 25 | 1 | 1 | - | - | - | - | 1 | 1 | 1 | 1 | 1 | 1 | 1 | 1 | 1 | 1 | - | - | 1 | 1 | - |
| Chronic | 325 | 21 | 0.3 | 18 | 3 | 3 | - | - | - | - | 1 | 2 | 2 | 2 | 2 | 2 | 1 | 3 | 2 | 3 | - | - | 1 | 1 | - |
| Unspecified | 326 | 10 | 0.2 | 7 | 3 | 3 | - | - | - | - | 1 | 1 | 1 | 1 | 1 | 1 | 1 | 1 | 1 | 1 | - | - | 1 | 1 | - |
| Other drug addiction | 327 | 2 | 0.0 | 2 | 0 | 0 | - | - | - | - | - | - | - | - | - | - | - | - | - | - | - | - | - | - | - |
| Mental deficiency | 328 | 16 | 0.2 | 9 | 7 | 9 | 2 | 2 | 2 | 2 | 2 | 2 | 2 | 2 | 2 | 2 | 2 | 2 | 2 | 2 | - | - | - | - | - |
| Mongolism | 329 | 11 | 0.2 | 5 | 6 | 7 | 4 | 4 | 4 | 4 | 4 | 4 | 4 | 4 | 4 | 4 | 4 | 4 | 4 | 4 | - | - | - | - | - |
| Other and unspecified types | 330 | 5 | 0.1 | 2 | 3 | 3 | 1 | 1 | 1 | 1 | 1 | 1 | 1 | 1 | 1 | 1 | 1 | 1 | 1 | 1 | - | - | - | - | - |
| VI Diseases of the nervous system and sense organs | | | | | | | | | | | | | | | | | | | | | | | | | |
| Vascular lesions affecting central nervous system (330-334) | | | | | | | | | | | | | | | | | | | | | | | | | |
| Subarachnoid hemorrhage | 330 | 6,579 | 100.5 | 3,271 | 3,308 | 15 | 5 | 2 | 6 | 3 | 6 | 15 | 29 | 68 | 110 | 166 | 326 | 452 | 642 | 852 | 1,089 | 1,071 | 961 | 536 | 222 |
| Cerebral hemorrhage | 331 | 109 | 1.7 | 50 | 59 | 11 | 2 | 1 | 3 | 2 | 3 | 8 | 6 | 6 | 10 | 10 | 15 | 13 | 16 | 6 | 2 | 7 | 2 | 6 | 6 |
| Cerebral embolism and thrombosis | 332 | 4,528 | 69.2 | 2,204 | 2,324 | 31 | 1 | 2 | 3 | 2 | 3 | 10 | 17 | 52 | 85 | 127 | 260 | 326 | 464 | 622 | 750 | 702 | 615 | 347 | 128 |
| Other and ill-defined | 333 | 1,109 | 16.9 | 602 | 507 | 1 | 1 | 1 | 1 | 1 | 1 | 1 | 2 | 2 | 7 | 18 | 30 | 71 | 106 | 138 | 186 | 209 | 188 | 104 | 46 |
| | 334 | 833 | 12.7 | 415 | 418 | 1 | 1 | 1 | 1 | 1 | 1 | 1 | 3 | 8 | 11 | 21 | 21 | 42 | 56 | 86 | 151 | 153 | 156 | 85 | 48 |
| Inflammatory diseases of central nervous system (340-345) | | | | | | | | | | | | | | | | | | | | | | | | | |
| Meningitis, except meningococcal and tuberculous | 340 | 200 | 3.1 | 108 | 92 | 35 | 26 | 12 | 3 | 3 | 3 | 7 | 11 | 15 | 7 | 19 | 10 | 19 | 10 | 9 | 5 | 3 | 1 | 2 | - |
| H. influenza | 341 | 75 | 1.1 | 51 | 24 | 21 | 12 | 5 | 1 | 1 | 1 | 1 | 1 | 1 | 4 | 3 | 4 | 6 | 3 | 4 | 1 | 1 | 1 | 1 | - |
| Pneumococcus | 342 | 17 | 0.3 | 10 | 7 | 3 | 1 | 2 | - | - | - | - | - | - | 1 | 1 | 1 | 1 | 1 | 1 | 1 | 1 | 1 | 1 | - |
| Due to other specified organism | 343 | 1 | 0.0 | 1 | 0 | 0 | - | - | - | - | - | - | - | - | 1 | 1 | 1 | 1 | 1 | 1 | 1 | 1 | 1 | 1 | - |
| Unspecified cause | 344 | 38 | 0.6 | 30 | 8 | 2 | 2 | 2 | 1 | 1 | 1 | 1 | 1 | 1 | 2 | 2 | 2 | 2 | 2 | 2 | 1 | 1 | 1 | 1 | - |
| Intracranial and intraspinal abscess | 345 | 15 | 0.2 | 8 | 7 | 1 | 1 | 1 | 1 | 1 | 1 | 1 | 1 | 4 | 1 | 2 | 1 | 3 | - | - | - | - | - | - | - |
| Encephalitis, myelitis, and encephalomyelitis (except acute infectious) | 346 | 46 | 0.7 | 25 | 21 | 12 | 10 | 6 | 1 | 1 | 1 | 3 | 1 | 1 | 1 | 1 | 2 | 1 | 3 | 1 | 1 | 1 | 1 | 1 | - |
| Late effects of intracranial abscess or pyogenic infection | 347 | 10 | 0.2 | 4 | 6 | 1 | 3 | 1 | 1 | 1 | 1 | 1 | 1 | 1 | 1 | 1 | 1 | 1 | 1 | 1 | 1 | 1 | 1 | 1 | - |
| Hydrocephalus NOS | 348 | 9 | 0.1 | 4 | 5 | 1 | 1 | 1 | 1 | 1 | 1 | 1 | 1 | 1 | 1 | 1 | 1 | 1 | 1 | 1 | 1 | 1 | 1 | 1 | - |
| Other | 349 | 2 | 0.0 | 1 | 1 | 1 | 1 | 1 | 1 | 1 | 1 | 1 | 1 | 1 | 1 | 1 | 1 | 1 | 1 | 1 | 1 | 1 | 1 | 1 | - |
| Multiple sclerosis | 350 | 54 | 0.8 | 20 | 34 | - | - | - | - | - | - | 2 | 6 | 6 | 2 | 13 | 3 | 8 | 3 | 4 | 4 | 4 | 1 | 2 | - |
| Other diseases of central nervous system (350-357) | | | | | | | | | | | | | | | | | | | | | | | | | |
| Paralysis agitans | 350 | 288 | 4.4 | 183 | 105 | 5 | 12 | 11 | 12 | 12 | 7 | 12 | 9 | 10 | 16 | 11 | 18 | 27 | 27 | 22 | 42 | 20 | 12 | 3 | - |
| Cerebral ataxic infantile paralysis | 351 | 73 | 1.1 | 46 | 27 | 1 | 5 | 4 | 2 | 2 | 2 | 1 | 1 | 1 | 1 | 2 | 4 | 4 | 11 | 11 | 20 | 13 | 7 | 2 | - |
| Other cerebral paralysis | 352 | 20 | 0.3 | 11 | 9 | 1 | 1 | 1 | 1 | 1 | 1 | 1 | 1 | 1 | 1 | 1 | 1 | 1 | 1 | 1 | 1 | 1 | 1 | 1 | - |
| Epilepsy | 353 | 14 | 0.2 | 8 | 6 | 6 | 6 | 6 | 6 | 6 | 6 | 6 | 6 | 6 | 6 | 6 | 6 | 6 | 6 | 6 | 6 | 6 | 6 | 6 | - |
| Clonus | 354 | 78 | 1.2 | 45 | 33 | 2 | 2 | 2 | 2 | 2 | 2 | 2 | 2 | 2 | 2 | 2 | 2 | 2 | 2 | 2 | 2 | 2 | 2 | 2 | - |
| Stupor mal | 355 | 3 | 0.0 | 1 | 2 | 1 | 1 | 1 | 1 | 1 | 1 | 1 | 1 | 1 | 1 | 1 | 1 | 1 | 1 | 1 | 1 | 1 | 1 | 1 | - |
| Status epilepticus | 356 | 19 | 0.3 | 11 | 8 | 2 | 2 | 2 | 2 | 2 | 2 | 2 | 2 | 2 | 2 | 2 | 2 | 2 | 2 | 2 | 2 | 2 | 2 | 2 | - |
| Other and unspecified | 357 | 56 | 0.9 | 33 | 23 | 9 | 2 | 1 | 1 | 1 | 1 | 1 | 1 | 1 | 1 | 1 | 1 | 1 | 1 | 1 | 1 | 1 | 1 | 1 | - |
| Other diseases of brain | 358 | 32 | 0.5 | 23 | 9 | 2 | 1 | 1 | 1 | 1 | 1 | 1 | 1 | 1 | 1 | 1 | 1 | 1 | 1 | 1 | 1 | 1 | 1 | 1 | - |
| Motor neuron disease and muscular atrophy | 359 | 60 | 0.9 | 44 | 16 | 2 | 1 | 1 | 1 | 1 | 1 | 1 | 1 | 1 | 1 | 1 | 1 | 1 | 1 | 1 | 1 | 1 | 1 | 1 | - |
| Progressive muscular atrophy | 360 | 9 | 0.1 | 7 | 2 | 1 | 1 | 1 | 1 | 1 | 1 | 1 | 1 | 1 | 1 | 1 | 1 | 1 | 1 | 1 | 1 | 1 | 1 | 1 | - |
| Syringomyelia | 361 | 48 | 0.7 | 35 | 13 | 1 | 1 | 1 | 1 | 1 | 1 | 1 | 1 | 1 | 1 | 1 | 1 | 1 | 1 | 1 | 1 | 1 | 1 | 1 | - |
| Spinal type of muscular atrophy | 362 | 3 | 0.0 | 2 | 1 | 1 | 1 | 1 | 1 | 1 | 1 | 1 | 1 | 1 | 1 | 1 | 1 | 1 | 1 | 1 | 1 | 1 | 1 | 1 | - |
| Other diseases of spinal cord | 363 | 11 | 0.2 | 6 | 5 | 1 | 1 | 1 | 1 | 1 | 1 | 1 | 1 | 1 | 1 | 1 | 1 | 1 | 1 | 1 | 1 | 1 | 1 | 1 | - |
| Diseases of nerves and peripheral ganglia (360-369) | | | | | | | | | | | | | | | | | | | | | | | | | |
| Trigeminal neuralgia | 361 | 8 | 0.1 | 6 | 2 | - | - | - | - | - | - | - | - | - | - | - | - | - | - | - | - | - | - | - | - |
| Sciatica | 362 | 1 | 0.0 | 1 | 0 | - | - | - | - | - | - | - | - | - | - | - | - | - | - | - | - | - | - | - | - |
| Polyneuritis and polyradiculitis | 363 | 1 | 0.0 | 1 | 0 | - | - | - | - | - | - | - | - | - | - | - | - | - | - | - | - | - | - | - | - |
| Other and unspecified forms of neuralgia and neuritis | 364 | 5 | 0.1 | 3 | 2 | - | - | - | - | - | - | - | - | - | - | - | - | - | - | - | - | - | - | - | - |
| Other diseases and conditions of eye (380-389) | | | | | | | | | | | | | | | | | | | | | | | | | |
| Other diseases of eye | 366 | 1 | 0.0 | 1 | 0 | - | - | - | - | - | - | - | - | - | - | - | - | - | - | - | - | - | - | - | - |
| Corneal opacity | 382 | 13 | 0.2 | 8 | 5 | 1 | 1 | 1 | 1 | 1 | 1 | 1 | 1 | 1 | 2 | 2 | 2 | 2 | 2 | 2 | 2 | 2 | 2 | 2 | - |
| Cataract | 383 | 11 | 0.2 | 7 | 4 | - | - | - | - | - | - | - | - | - | - | - | - | - | - | - | - | - | - | - | - |
| Other diseases of eye | 388 | 1 | 0.0 | 1 | 0 | - | - | - | - | - | - | - | - | - | - | - | - | - | - | - | - | - | - | - | - |
| Diseases of ear and mastoid process (390-398) | | | | | | | | | | | | | | | | | | | | | | | | | |
| Otitis media without mention of mastoiditis | 391 | 11 | 0.2 | 7 | 4 | 5 | 4 | 4 | 4 | 4 | 4 | 4 | 4 | 4 | 4 | 4 | 4 | 4 | 4 | 4 | 4 | 4 | 4 | 4 | - |
| Chronic | 392 | 7 | 0.1 | 4 | 3 | 4 | 4 | 4 | 4 | 4 | 4 | 4 | 4 | 4 | 4 | 4 | 4 | 4 | 4 | 4 | 4 | 4 | 4 | 4 | - |
| Unspecified | 393 | 4 | 0.1 | 3 | 1 | 1 | 1 | 1 | 1 | 1 | 1 | 1 | 1 | 1 | 1 | 1 | 1 | 1 | 1 | 1 | 1 | 1 | 1 | 1 | - |
| Mastoiditis without mention of otitis media | 394 | 3 | 0.0 | 3 | 0 | - | - | - | - | - | - | - | - | - | - | - | - | - | - | - | - | - | - | - | - |
| Chronic | 395 | 1 | 0.0 | 1 | 0 | - | - | - | - | - | - | - | - | - | - | - | - | - | - | - | - | - | - | - | - |
| Unspecified | 396 | 1 | 0.0 | 1 | 0 | - | - | - | - | - | - | - | - | - | - | - | - | - | - | - | - | - | - | - | - |
| VII Diseases of the circulatory system | | | | | | | | | | | | | | | | | | | | | | | | | |
| Rheumatic fever (400-402) | | | | | | | | | | | | | | | | | | | | | | | | | |
| Rheumatic fever without mention of heart involvement | 400 | | | | | | | | | | | | | | | | | | | | | | | | |

LEADING CAUSES OF DEATH

MICHIGAN - 1951



TEN LEADING CAUSES OF DEATH

MICHIGAN - 1951

| | NUMBER | PER CENT |
|----------------------------|--------|----------|
| Diseases of Heart | 21,118 | 35.7 |
| Cancer | 9,187 | 15.5 |
| Vascular Lesions of C.N.S. | 6,579 | 11.1 |
| Accidents | 3,916 | 6.6 |
| Pneumonia & influenza | 1,892 | 3.2 |
| Diabetes Mellitus | 1,374 | 2.3 |
| Arteriosclerosis | 1,312 | 2.2 |
| Immaturity | 1,232 | 2.1 |
| Tuberculosis | 1,154 | 1.9 |
| Nephritis & Nephrosis | 1,005 | 1.7 |
| Total 10 Causes | 48,769 | 82.3 |
| All other Causes | 10,412 | 17.7 |
| Total Deaths | 59,181 | 100 % |

TABLE 6 - DEATHS BY CAUSE AND RESIDENCE (Continued)

| AREA | MALIGNANT NEOPLASMS | | | | | | | | | | | | | | | | | | | | | | | | | | | | | | | | | | |
|--------------------|---------------------|-----------------------------|---------------|-------------|------------------------------|------------|------------|---|------------|------------------|---|--------------|----------|------------------------------|-----------------------------------|----------------------------------|---|---|---------------------|---|--------------|---------------------------------------|-------------|---|---------------|---|-----------------------|---|---------------------------------|------------------------|--------------|--------------|--------------------------------|--|--|
| | Total | A44 Buccal cavity & pharynx | A45 Esophagus | A46 Stomach | A47 Intestine, except rectum | A40 Rectum | A49 Larynx | A50 Trachea, & bronchus & lung not specified as secondary | A51 Breast | A52 Cervix uteri | A53 Other & unspecified parts of uterus | A54 Prostate | A55 Skin | A56 Bone & connective tissue | A57 All other & unspecified sites | A58 Leukemia & lymphomas & hemas | A59 Lymphosarcoma & other neoplasms of lymphatic system | A60 Benign neoplasms & neoplasms unspecified nature | A61 Nontoxic goiter | A62 Thyrotoxicosis with or without goiter | A63 Diabetes | A64 Avascular lesions & other defects | A65 Anemias | A66 Allergic disorders: all other endocrine, metabolic & blood diseases | A67 Psychoses | A68 Psychoneuroses & disorders of personality | A69 Mental deficiency | A70 Vascular lesions affecting central nervous system | A71 Nonmeningococcal meningitis | A72 Multiple sclerosis | A73 Epilepsy | A75 Cataract | A77 Otitis media & mastoiditis | | |
| Okland rural | 156 | | | 16 | 19 | 5 | 10 | 13 | 10 | 17 | 6 | 6 | 3 | 1 | 40 | 8 | 13 | 9 | | 1 | 28 | 1 | 1 | 5 | 9 | 1 | 1 | 117 | 2 | | | | 1 | | |
| Birmingham | 40 | | | 2 | 2 | 2 | 6 | 3 | 2 | 2 | 2 | 2 | 1 | 1 | 11 | 2 | 3 | | | | 3 | | | | | | 16 | | | | | | | | |
| Fendale | 51 | | | 2 | 2 | 2 | 3 | 3 | 2 | 2 | 2 | 2 | 1 | 1 | 17 | 3 | 5 | 2 | | | 13 | | | | | | 18 | | | | | | | | |
| Pontiac | 64 | | | 10 | 8 | 2 | 12 | 9 | 5 | 5 | 2 | 3 | 1 | 1 | 23 | 5 | 2 | 2 | | | 13 | | | | | | 76 | | | | | | | | |
| Rochester | 15 | | | 1 | 1 | 1 | 1 | 1 | 1 | 1 | 1 | 1 | 1 | 1 | 6 | 2 | 1 | 1 | | | 2 | | | | | | 4 | | | | | | | | |
| Berkley | 16 | | | 2 | 2 | 1 | 1 | 1 | 1 | 1 | 1 | 1 | 1 | 1 | 2 | 1 | 1 | 1 | | | 2 | | | | | | 5 | | | | | | | | |
| Clawson | 6 | | | 1 | 1 | 1 | 1 | 1 | 1 | 1 | 1 | 1 | 1 | 1 | 2 | 1 | 1 | 1 | | | 2 | | | | | | 5 | | | | | | | | |
| Pleasant Ridge | 9 | | | 1 | 1 | 1 | 1 | 1 | 1 | 1 | 1 | 1 | 1 | 1 | 13 | 2 | 2 | 1 | | | 9 | | | | | | 31 | | | | | | | | |
| Royal Oak | 63 | | | 11 | 6 | 3 | 5 | 9 | 5 | 2 | 2 | 1 | 1 | 1 | 15 | 2 | 5 | 1 | | | 9 | | | | | | 12 | | | | | | | | |
| Hazel Park | 15 | | | 2 | 1 | 1 | 1 | 1 | 1 | 1 | 1 | 1 | 1 | 1 | 1 | 1 | 1 | 1 | | | 1 | | | | | | 12 | | | | | | | | |
| Holly | 5 | | | 1 | 1 | 1 | 1 | 1 | 1 | 1 | 1 | 1 | 1 | 1 | 1 | 1 | 1 | 1 | | | 1 | | | | | | 5 | | | | | | | | |
| Huntington Woods | 51 | | | 2 | 1 | 1 | 1 | 1 | 1 | 1 | 1 | 1 | 1 | 1 | 1 | 1 | 1 | 1 | | | 1 | | | | | | 2 | | | | | | | | |
| Northville (part) | 2 | | | 1 | 1 | 1 | 1 | 1 | 1 | 1 | 1 | 1 | 1 | 1 | 1 | 1 | 1 | 1 | | | 1 | | | | | | 2 | | | | | | | | |
| Oak Park | 6 | | | 1 | 1 | 1 | 1 | 1 | 1 | 1 | 1 | 1 | 1 | 1 | 3 | 1 | 1 | 1 | | | 1 | | | | | | 2 | | | | | | | | |
| Oceana | 26 | | | 3 | 2 | 1 | 1 | 1 | 1 | 1 | 1 | 1 | 1 | 1 | 11 | 1 | 1 | 1 | | | 5 | | | | | | 28 | | | | | | | | |
| Ogemaw | 10 | | | 3 | 1 | 1 | 1 | 1 | 1 | 1 | 1 | 1 | 1 | 1 | 2 | 1 | 1 | 1 | | | 6 | | | | | | 12 | | | | | | | | |
| Ontonagon | 22 | | | 1 | 3 | 2 | 2 | 2 | 2 | 1 | 1 | 1 | 1 | 1 | 2 | 2 | 1 | 1 | | | 1 | | | | | | 17 | | | | | | | | |
| Osceola | 25 | | | 1 | 3 | 2 | 1 | 1 | 1 | 1 | 1 | 1 | 1 | 1 | 2 | 1 | 1 | 1 | | | 3 | | | | | | 20 | | | | | | | | |
| Oscoda | 12 | | | 1 | 1 | 1 | 1 | 1 | 1 | 1 | 1 | 1 | 1 | 1 | 2 | 1 | 1 | 1 | | | 2 | | | | | | 9 | | | | | | | | |
| Otsego | 12 | | | 1 | 1 | 1 | 1 | 1 | 1 | 1 | 1 | 1 | 1 | 1 | 5 | 1 | 1 | 1 | | | 2 | | | | | | 7 | | | | | | | | |
| Ottawa rural | 50 | | | 1 | 1 | 2 | 4 | 2 | 4 | 1 | 1 | 1 | 1 | 1 | 17 | 5 | 2 | 3 | | | 9 | | | | | | 43 | | | | | | | | |
| Grand Haven | 19 | | | 1 | 1 | 1 | 1 | 1 | 1 | 1 | 1 | 1 | 1 | 1 | 5 | 1 | 1 | 1 | | | 4 | | | | | | 9 | | | | | | | | |
| Holland | 25 | | | 1 | 4 | 1 | 2 | 1 | 2 | 1 | 1 | 1 | 1 | 1 | 6 | 1 | 1 | 1 | | | 5 | | | | | | 23 | | | | | | | | |
| Zeeland | 4 | | | 1 | 1 | 1 | 1 | 1 | 1 | 1 | 1 | 1 | 1 | 1 | 2 | 1 | 1 | 1 | | | 4 | | | | | | 5 | | | | | | | | |
| Presque Isle rural | 10 | | | 2 | 1 | 1 | 1 | 1 | 1 | 1 | 1 | 1 | 1 | 1 | 3 | 1 | 1 | 1 | | | 2 | | | | | | 11 | | | | | | | | |
| Rogers City | 6 | | | 3 | 2 | 1 | 2 | 2 | 2 | 1 | 1 | 1 | 1 | 1 | 1 | 1 | 1 | 1 | | | 2 | | | | | | 7 | | | | | | | | |
| Rogers City | 6 | | | 2 | 1 | 1 | 1 | 1 | 1 | 1 | 1 | 1 | 1 | 1 | 1 | 1 | 1 | 1 | | | 2 | | | | | | 4 | | | | | | | | |
| Saginaw rural | 11 | | | 1 | 2 | 2 | 2 | 2 | 2 | 2 | 2 | 2 | 2 | 2 | 2 | 2 | 2 | 2 | | | 3 | | | | | | 6 | | | | | | | | |
| Saginaw | 149 | | | 15 | 11 | 6 | 18 | 16 | 18 | 7 | 3 | 4 | 3 | 4 | 36 | 6 | 6 | 4 | | | 26 | | | | | | 130 | | | | | | | | |
| Sanilac | 59 | | | 2 | 2 | 1 | 1 | 1 | 1 | 1 | 1 | 1 | 1 | 1 | 17 | 3 | 2 | 2 | | | 9 | | | | | | 58 | | | | | | | | |
| Schoolcraft rural | 4 | | | 1 | 1 | 1 | 1 | 1 | 1 | 1 | 1 | 1 | 1 | 1 | 5 | 1 | 1 | 1 | | | 1 | | | | | | 4 | | | | | | | | |
| Manistique | 11 | | | 2 | 2 | 1 | 2 | 1 | 2 | 1 | 1 | 1 | 1 | 1 | 3 | 3 | 1 | 1 | | | 6 | | | | | | 31 | | | | | | | | |
| Shiawassee rural | 30 | | | 2 | 5 | 4 | 1 | 2 | 1 | 2 | 4 | 1 | 1 | 1 | 3 | 1 | 1 | 1 | | | 1 | | | | | | 4 | | | | | | | | |
| Durand | 5 | | | 2 | 1 | 1 | 1 | 1 | 1 | 1 | 1 | 1 | 1 | 1 | 1 | 1 | 1 | 1 | | | 1 | | | | | | 3 | | | | | | | | |
| Owosso | 23 | | | 8 | 10 | 4 | 6 | 6 | 6 | 2 | 3 | 1 | 1 | 1 | 11 | 2 | 2 | 1 | | | 10 | | | | | | 33 | | | | | | | | |
| St. Clair rural | 55 | | | 2 | 8 | 10 | 4 | 6 | 6 | 2 | 3 | 1 | 1 | 1 | 5 | 2 | 1 | 1 | | | 3 | | | | | | 40 | | | | | | | | |
| Marine City | 8 | | | 1 | 1 | 1 | 1 | 1 | 1 | 1 | 1 | 1 | 1 | 1 | 1 | 1 | 1 | 1 | | | 1 | | | | | | 3 | | | | | | | | |
| Port Huron | 66 | | | 2 | 6 | 13 | 6 | 1 | 3 | 4 | 3 | 6 | 1 | 1 | 14 | 1 | 1 | 1 | | | 29 | | | | | | 52 | | | | | | | | |
| St. Clair | 10 | | | 1 | 1 | 2 | 1 | 1 | 2 | 1 | 1 | 1 | 1 | 1 | 1 | 1 | 1 | 1 | | | 2 | | | | | | 5 | | | | | | | | |
| St. Joseph rural | 37 | | | 1 | 1 | 2 | 7 | 2 | 4 | 1 | 4 | 1 | 1 | 1 | 9 | 1 | 1 | 1 | | | 4 | | | | | | 4 | | | | | | | | |
| Sturgis | 11 | | | 1 | 1 | 3 | 4 | 1 | 2 | 4 | 1 | 1 | 1 | 1 | 1 | 1 | 1 | 1 | | | 1 | | | | | | 4 | | | | | | | | |
| Three Rivers | 12 | | | 1 | 1 | 1 | 1 | 1 | 1 | 1 | 1 | 1 | 1 | 1 | 1 | 1 | 1 | 1 | | | 1 | | | | | | 4 | | | | | | | | |
| Tuscola rural | 50 | | | 2 | 1 | 13 | 4 | 4 | 3 | 3 | 2 | 1 | 2 | 1 | 13 | 1 | 1 | 1 | | | 5 | | | | | | 50 | | | | | | | | |
| Tuscola rural | 9 | | | 1 | 1 | 1 | 1 | 1 | 1 | 1 | 1 | 1 | 1 | 1 | 1 | 1 | 1 | 1 | | | 1 | | | | | | 8 | | | | | | | | |
| Caro | 6 | | | 1 | 1 | 1 | 1 | 1 | 1 | 1 | 1 | 1 | 1 | 1 | 1 | 1 | 1 | 1 | | | 1 | | | | | | 1 | | | | | | | | |
| Vassar | 71 | | | 1 | 1 | 9 | 11 | 3 | 1 | 1 | 1 | 1 | 1 | 1 | 1 | 1 | 1 | 1 | | | 8 | | | | | | 50 | | | | | | | | |
| Van Buren rural | 14 | | | 1 | 1 | 1 | 1 | 1 | 1 | 1 | 1 | 1 | 1 | 1 | 1 | 1 | 1 | 1 | | | 1 | | | | | | 13 | | | | | | | | |
| South Haven | 14 | | | 1 | 1 | 1 | 1 | 1 | 1 | 1 | 1 | 1 | 1 | 1 | 1 | 1 | 1 | 1 | | | 1 | | | | | | 13 | | | | | | | | |
| Washtenaw rural | 51 | | | 1 | 2 | 5 | 6 | 6 | 6 | 2 | 2 | 2 | 2 | 2 | 23 | 3 | 3 | 2 | | | 10 | | | | | | 47 | | | | | | | | |
| Ann Arbor | 47 | | | 1 | 2 | 5 | 6 | 1 | 4 | 2 | 4 | 2 | 1 | 1 | 11 | 3 | 3 | 1 | | | 6 | | | | | | 37 | | | | | | | | |
| Ypsilanti | 21 | | | 1 | 1 | 1 | 1 | 1 | 1 | 1 | 1 | 1 | 1 | 1 | 4 | 1 | 1 | 1 | | | 6 | | | | | | 19 | | | | | | | | |
| Chelsea | 5 | | | 1 | 1 | 1 | 1 | 1 | | | | | | | | | | | | | | | | | | | | | | | | | | | |

TABLE 8 - DEATHS BY CAUSE AND RESIDENCE (Continued)

| AREA | A 76 All other diseases of nervous system & sense organs | | A 79 Fever | | HEART DISEASE | | | | | | | | | | | | | PNEUMONIA | | | | | | | | | | | | | | | | | | | | |
|------------------|--|--------------------------------------|--|-------------------------------------|---|--|------------------------------|--------------------------------------|--------------------|--|---------------------------|------------------------------|------------------------------------|---|---|----------------|-------|----------------------|-----------------------|--|------|-----------------------|--|--|--------------------------------|---------------|-------------------------------------|--|-----------------------|-------------------------|------------------------------|--------------------|---------------------------------------|---|---|---|---|---|
| | Total | A 00 Chronic rheumatic heart disease | A 81 Arteriosclerotic & degenerative heart disease | A 40 Arteriosclerotic heart disease | 420 Arteriosclerotic heart disease including coronary disease | 421-422 Nonrheumatic aortic chronic endocarditis & other myocardial degeneration | A 82 Other diseases of heart | A 83 Hypertension with heart disease | | A 84 Hypertension without mention of heart | A 85 Diseases of arteries | 450 General arteriosclerosis | 451-456 Other diseases of arteries | A 86 Other diseases of circulatory system | A 87 Acute upper respiratory infections | A 88 Influenza | Total | A 89 Lobar pneumonia | A 90 Bronchopneumonia | A 91 Primary atypical, other & unspecified pneumonia | | A 92 Acute bronchitis | A 93 Bronchitis, chronic & unqualified | A 94 Hypertrophy of tonsils & adenoids | A 95 Empyema & abscess of lung | A 96 Pleurisy | A 97 All other respiratory diseases | A 98 Diseases of teeth & supporting structures | A 99 Ulcer of stomach | A 100 Ulcer of duodenum | A 101 Gastritis & duodenitis | A 102 Appendicitis | A 103 Intestinal obstruction & hernia | | | | | |
| | | | | | | | | A 99 of heart | A 83 heart disease | | | | | | | | | | | A 91 | A 92 | | | | | | | | | | | | | | | | | |
| STATE | 21,118 | 890 | 16,815 | 13,660 | 3,155 | 775 | 2,638 | 443 | 1,498 | 1,312 | 1,86 | 180 | 29 | 273 | 1,619 | 609 | 621 | 389 | 37 | 107 | 13 | 31 | 14 | 339 | 7 | 159 | 154 | 16 | 114 | 399 | | | | | | | | |
| Alcona | 15 | 1 | 6 | 13 | 7 | 2 | 4 | 1 | 1 | 2 | 1 | 1 | 1 | 1 | 1 | 1 | 1 | 1 | 1 | 1 | 1 | 1 | 1 | 1 | 1 | 1 | 1 | 1 | 1 | 1 | 1 | 1 | 1 | | | | | |
| Alger rural | 23 | 1 | 20 | 13 | 1 | 3 | 2 | 1 | 2 | 2 | 1 | 1 | 1 | 1 | 1 | 1 | 1 | 1 | 1 | 1 | 1 | 1 | 1 | 1 | 1 | 1 | 1 | 1 | 1 | 1 | 1 | 1 | 1 | | | | | |
| Manistiquette | 8 | 2 | 2 | 2 | 1 | 2 | 5 | 5 | 5 | 5 | 5 | 4 | 4 | 4 | 4 | 4 | 4 | 4 | 4 | 4 | 4 | 4 | 4 | 4 | 4 | 4 | 4 | 4 | 4 | 4 | 4 | 4 | 4 | 4 | | | | |
| Allegan rural | 126 | 2 | 107 | 85 | 22 | 5 | 12 | 5 | 16 | 13 | 3 | 4 | 4 | 4 | 4 | 4 | 4 | 4 | 4 | 4 | 4 | 4 | 4 | 4 | 4 | 4 | 4 | 4 | 4 | 4 | 4 | 4 | 4 | 4 | 4 | | | |
| Allegan | 14 | 2 | 10 | 8 | 2 | 3 | 2 | 1 | 1 | 1 | 1 | 1 | 1 | 1 | 1 | 1 | 1 | 1 | 1 | 1 | 1 | 1 | 1 | 1 | 1 | 1 | 1 | 1 | 1 | 1 | 1 | 1 | 1 | 1 | 1 | | | |
| Oshtemo | 17 | 1 | 13 | 11 | 2 | 1 | 2 | 1 | 1 | 1 | 1 | 1 | 1 | 1 | 1 | 1 | 1 | 1 | 1 | 1 | 1 | 1 | 1 | 1 | 1 | 1 | 1 | 1 | 1 | 1 | 1 | 1 | 1 | 1 | 1 | 1 | | |
| Plainwell | 10 | 1 | 7 | 6 | 2 | 1 | 1 | 1 | 1 | 1 | 1 | 1 | 1 | 1 | 1 | 1 | 1 | 1 | 1 | 1 | 1 | 1 | 1 | 1 | 1 | 1 | 1 | 1 | 1 | 1 | 1 | 1 | 1 | 1 | 1 | 1 | | |
| Alpena rural | 28 | 1 | 20 | 15 | 5 | 3 | 4 | 1 | 5 | 5 | 1 | 1 | 1 | 1 | 1 | 1 | 1 | 1 | 1 | 1 | 1 | 1 | 1 | 1 | 1 | 1 | 1 | 1 | 1 | 1 | 1 | 1 | 1 | 1 | 1 | 1 | | |
| Alpena | 70 | 3 | 47 | 38 | 9 | 10 | 10 | 1 | 1 | 1 | 1 | 1 | 1 | 1 | 1 | 1 | 1 | 1 | 1 | 1 | 1 | 1 | 1 | 1 | 1 | 1 | 1 | 1 | 1 | 1 | 1 | 1 | 1 | 1 | 1 | 1 | | |
| Antrim | 50 | 1 | 47 | 38 | 9 | 9 | 3 | 1 | 4 | 4 | 1 | 1 | 1 | 1 | 1 | 1 | 1 | 1 | 1 | 1 | 1 | 1 | 1 | 1 | 1 | 1 | 1 | 1 | 1 | 1 | 1 | 1 | 1 | 1 | 1 | 1 | 1 | |
| Arenac | 46 | 1 | 31 | 23 | 8 | 9 | 3 | 1 | 1 | 1 | 1 | 1 | 1 | 1 | 1 | 1 | 1 | 1 | 1 | 1 | 1 | 1 | 1 | 1 | 1 | 1 | 1 | 1 | 1 | 1 | 1 | 1 | 1 | 1 | 1 | 1 | 1 | |
| Baraga | 32 | 1 | 27 | 13 | 14 | 1 | 3 | 1 | 3 | 3 | 1 | 1 | 1 | 1 | 1 | 1 | 1 | 1 | 1 | 1 | 1 | 1 | 1 | 1 | 1 | 1 | 1 | 1 | 1 | 1 | 1 | 1 | 1 | 1 | 1 | 1 | 1 | |
| Barry rural | 93 | 4 | 81 | 70 | 11 | 1 | 7 | 2 | 2 | 2 | 1 | 1 | 1 | 1 | 1 | 1 | 1 | 1 | 1 | 1 | 1 | 1 | 1 | 1 | 1 | 1 | 1 | 1 | 1 | 1 | 1 | 1 | 1 | 1 | 1 | 1 | 1 | |
| Bay Mills | 33 | 4 | 26 | 20 | 5 | 15 | 15 | 1 | 6 | 6 | 1 | 1 | 1 | 1 | 1 | 1 | 1 | 1 | 1 | 1 | 1 | 1 | 1 | 1 | 1 | 1 | 1 | 1 | 1 | 1 | 1 | 1 | 1 | 1 | 1 | 1 | 1 | |
| Bay City | 1 | 1 | 176 | 125 | 27 | 14 | 19 | 6 | 6 | 6 | 1 | 2 | 2 | 2 | 2 | 2 | 2 | 2 | 2 | 2 | 2 | 2 | 2 | 2 | 2 | 2 | 2 | 2 | 2 | 2 | 2 | 2 | 2 | 2 | 2 | 2 | 2 | |
| Benzie | 1 | 1 | 11 | 6 | 5 | 1 | 1 | 1 | 1 | 1 | 1 | 1 | 1 | 1 | 1 | 1 | 1 | 1 | 1 | 1 | 1 | 1 | 1 | 1 | 1 | 1 | 1 | 1 | 1 | 1 | 1 | 1 | 1 | 1 | 1 | 1 | 1 | |
| Essexville | 1 | 1 | 31 | 21 | 10 | 1 | 2 | 2 | 2 | 2 | 2 | 2 | 2 | 2 | 2 | 2 | 2 | 2 | 2 | 2 | 2 | 2 | 2 | 2 | 2 | 2 | 2 | 2 | 2 | 2 | 2 | 2 | 2 | 2 | 2 | 2 | 2 | |
| Benzie rural | 34 | 2 | 31 | 21 | 10 | 1 | 2 | 2 | 2 | 2 | 2 | 2 | 2 | 2 | 2 | 2 | 2 | 2 | 2 | 2 | 2 | 2 | 2 | 2 | 2 | 2 | 2 | 2 | 2 | 2 | 2 | 2 | 2 | 2 | 2 | 2 | 2 | |
| Benzie rural | 208 | 7 | 166 | 140 | 26 | 9 | 26 | 7 | 20 | 17 | 3 | 3 | 3 | 3 | 3 | 3 | 3 | 3 | 3 | 3 | 3 | 3 | 3 | 3 | 3 | 3 | 3 | 3 | 3 | 3 | 3 | 3 | 3 | 3 | 3 | 3 | 3 | 3 |
| Benton Harbor | 85 | 4 | 72 | 63 | 9 | 3 | 6 | 3 | 3 | 3 | 3 | 3 | 3 | 3 | 3 | 3 | 3 | 3 | 3 | 3 | 3 | 3 | 3 | 3 | 3 | 3 | 3 | 3 | 3 | 3 | 3 | 3 | 3 | 3 | 3 | 3 | 3 | 3 |
| Branch rural | 42 | 2 | 35 | 32 | 6 | 2 | 6 | 1 | 1 | 1 | 1 | 1 | 1 | 1 | 1 | 1 | 1 | 1 | 1 | 1 | 1 | 1 | 1 | 1 | 1 | 1 | 1 | 1 | 1 | 1 | 1 | 1 | 1 | 1 | 1 | 1 | 1 | 1 |
| St. Joseph | 35 | 1 | 28 | 22 | 6 | 3 | 6 | 1 | 2 | 2 | 2 | 2 | 2 | 2 | 2 | 2 | 2 | 2 | 2 | 2 | 2 | 2 | 2 | 2 | 2 | 2 | 2 | 2 | 2 | 2 | 2 | 2 | 2 | 2 | 2 | 2 | 2 | 2 |
| Buchanan | 17 | 1 | 14 | 13 | 1 | 10 | 5 | 1 | 19 | 19 | 2 | 2 | 2 | 2 | 2 | 2 | 2 | 2 | 2 | 2 | 2 | 2 | 2 | 2 | 2 | 2 | 2 | 2 | 2 | 2 | 2 | 2 | 2 | 2 | 2 | 2 | 2 | 2 |
| Branch rural | 74 | 3 | 56 | 48 | 11 | 10 | 5 | 2 | 2 | 2 | 2 | 2 | 2 | 2 | 2 | 2 | 2 | 2 | 2 | 2 | 2 | 2 | 2 | 2 | 2 | 2 | 2 | 2 | 2 | 2 | 2 | 2 | 2 | 2 | 2 | 2 | 2 | 2 |
| Branch rural | 51 | 2 | 22 | 18 | 4 | 4 | 6 | 2 | 5 | 5 | 1 | 1 | 1 | 1 | 1 | 1 | 1 | 1 | 1 | 1 | 1 | 1 | 1 | 1 | 1 | 1 | 1 | 1 | 1 | 1 | 1 | 1 | 1 | 1 | 1 | 1 | 1 | 1 |
| Caldwell | 184 | 11 | 121 | 87 | 34 | 6 | 16 | 2 | 19 | 19 | 2 | 2 | 2 | 2 | 2 | 2 | 2 | 2 | 2 | 2 | 2 | 2 | 2 | 2 | 2 | 2 | 2 | 2 | 2 | 2 | 2 | 2 | 2 | 2 | 2 | 2 | 2 | 2 |
| Calhoun rural | 99 | 2 | 23 | 15 | 8 | 3 | 3 | 3 | 10 | 10 | 2 | 2 | 2 | 2 | 2 | 2 | 2 | 2 | 2 | 2 | 2 | 2 | 2 | 2 | 2 | 2 | 2 | 2 | 2 | 2 | 2 | 2 | 2 | 2 | 2 | 2 | 2 | 2 |
| Albion | 108 | 6 | 100 | 116 | 52 | 8 | 14 | 3 | 16 | 16 | 2 | 2 | 2 | 2 | 2 | 2 | 2 | 2 | 2 | 2 | 2 | 2 | 2 | 2 | 2 | 2 | 2 | 2 | 2 | 2 | 2 | 2 | 2 | 2 | 2 | 2 | 2 | 2 |
| Battle Creek | 2 | 1 | 2 | 2 | 2 | 2 | 2 | 2 | 2 | 2 | 2 | 2 | 2 | 2 | 2 | 2 | 2 | 2 | 2 | 2 | 2 | 2 | 2 | 2 | 2 | 2 | 2 | 2 | 2 | 2 | 2 | 2 | 2 | 2 | 2 | 2 | 2 | 2 |
| Marshall | 2 | 1 | 24 | 19 | 2 | 2 | 2 | 2 | 4 | 4 | 1 | 1 | 1 | 1 | 1 | 1 | 1 | 1 | 1 | 1 | 1 | 1 | 1 | 1 | 1 | 1 | 1 | 1 | 1 | 1 | 1 | 1 | 1 | 1 | 1 | 1 | 1 | 1 |
| Cass rural | 95 | 2 | 85 | 61 | 24 | 6 | 5 | 5 | 4 | 4 | 1 | 1 | 1 | 1 | 1 | 1 | 1 | 1 | 1 | 1 | 1 | 1 | 1 | 1 | 1 | 1 | 1 | 1 | 1 | 1 | 1 | 1 | 1 | 1 | 1 | 1 | 1 | 1 |
| Dowagiac | 28 | 1 | 19 | 12 | 6 | 5 | 5 | 5 | 6 | 6 | 1 | 1 | 1 | 1 | 1 | 1 | 1 | 1 | 1 | 1 | 1 | 1 | 1 | 1 | 1 | 1 | 1 | 1 | 1 | 1 | 1 | 1 | 1 | 1 | 1 | 1 | 1 | 1 |
| Charlevoix rural | 18 | 1 | 17 | 15 | 13 | 2 | 2 | 1 | 6 | 6 | 1 | 1 | 1 | 1 | 1 | 1 | 1 | 1 | 1 | 1 | 1 | 1 | 1 | 1 | 1 | 1 | 1 | 1 | 1 | 1 | 1 | 1 | 1 | 1 | 1 | 1 | 1 | 1 |
| Boyer City | 10 | 1 | 6 | 6 | 1 | 1 | 2 | 1 | 2 | 2 | 1 | 1 | 1 | 1 | 1 | 1 | 1 | 1 | 1 | 1 | 1 | 1 | 1 | 1 | 1 | 1 | 1 | 1 | 1 | 1 | 1 | 1 | 1 | 1 | 1 | 1 | 1 | 1 |
| Charlevoix | 47 | 2 | 41 | 26 | 15 | 1 | 2 | 1 | 2 | 2 | 1 | 1 | 1 | 1 | 1 | 1 | 1 | 1 | 1 | 1 | 1 | 1 | 1 | 1 | 1 | 1 | 1 | 1 | 1 | 1 | 1 | 1 | 1 | 1 | 1 | 1 | 1 | 1 |
| Cheboygan rural | 34 | 3 | 27 | 23 | 4 | 4 | 5 | 1 | 4 | 4 | 1 | 1 | 1 | 1 | 1 | 1 | 1 | 1 | 1 | 1 | 1 | 1 | 1 | 1 | 1 | 1 | 1 | 1 | 1 | 1 | 1 | 1 | 1 | 1 | 1 | 1 | 1 | 1 |
| Cheboygan rural | 40 | 3 | 26 | 20 | 6 | 6 | 6 | 2 | 4 | 4 | 1 | 1 | 1 | 1 | 1 | 1 | 1 | 1 | 1 | 1 | 1 | 1 | 1 | 1 | 1 | 1 | 1 | 1 | 1 | 1 | 1 | 1 | 1 | 1 | 1 | 1 | 1 | 1 |
| Chippewa rural | 53 | 3 | 44 | 35 | 9 | 7 | 6 | 4 | 7 | 7 | 4 | 4 | 4 | 4 | 4 | 4 | 4 | 4 | 4 | 4 | 4 | 4 | 4 | 4 | 4 | 4 | 4 | 4 | 4 | 4 | 4 | 4 | 4 | 4 | 4 | 4 | 4 | 4 |
| Sault Ste. Marie | 38 | 3 | 28 | 22 | 5 | 5 | 5 | 5 | 7 | 7 | 2 | 2 | 2 | 2 | 2 | 2 | 2 | 2 | 2 | 2 | 2 | 2 | 2 | 2 | 2 | 2 | 2 | 2 | 2 | 2 | 2 | 2 | 2 | 2 | 2 | 2 | 2 | 2 |
| Clare | 104 | 2 | 82 | 71 | 11 | 2 | 18 | 4 | 10 | 9 | 1 | 1 | 1 | 1 | 1 | 1 | 1 | 1 | 1 | 1 | 1 | 1 | 1 | 1 | 1 | 1 | 1 | 1 | 1 | 1 | 1 | 1 | 1 | 1 | 1 | 1 | 1 | 1 |
| Clinton rural | 33 | 2 | 24 | 21 | 3 | | | | | | | | | | | | | | | | | | | | | | | | | | | | | | | | | |

TABLE 6 - DEATHS BY CAUSE AND RESIDENCE (Continued)

| AREA | NEPHRITIS & NEPHROSIS | | | | | | | | | | | MATERNAL DEATHS | | | | | | | | | | | CONGENITAL MALFORMATIONS | | | | | | | | | | | | |
|------------------|---|---------------------------|-------------------------------------|---|-------|----------------------|-------------------------------|---|--|---------------------------|--------------------------------|------------------------------|---------------------------------------|-------|--|---------------------------|---|---|---------------------------|---|---|------------------------------|--|--------------------|------------------------------------|--|-------|---------------------------------|---|---|---|---|---|---|---|
| | A104 Gastro-enteritis & colitis, except diarrhea of newborn | A105 Chirochosis of liver | A106 Cholelithiasis & cholecystitis | A107 Other diseases of digestive system | Total | A108 Acute nephritis | A109 Chronic, other nephritis | A109 Chronic, with edema, including nephroses | A110 Chronic 592-594 Chronic nephritis & other renal sclerosis | A110 Infections of kidney | A111 Calculi of urinary system | A112 Hyperplasia of prostate | A114 Other diseases of urinary system | Total | A115 Septic of pregnancy, chills, chills | A116 Toxemia of pregnancy | A117 Hemorrhage of pregnancy & puerperium | A118 Abortion without mention sepsis or toxemia | A119 Abortion with sepsis | A120 Other complications of pregnancy, chills, chills | A121 Infections of skin & subcutaneous tissue | A122 Arthritis & spondylitis | A123 Muscular rheumatism & rheumatism, unspecified | A124 Osteomyelitis | A125 Ankylosis & acral deformities | A126 All other diseases of skeletal system | Total | A127 Spina bifida & meningocele | A128 Congenital malformations of circulatory system | A129 All other congenital malformations | | | | | |
| Houghton rural | 1 | 1 | 1 | 1 | 4 | 1 | 1 | 1 | 1 | 1 | 1 | 1 | 1 | 1 | 1 | 1 | 1 | 1 | 1 | 1 | 1 | 1 | 1 | 1 | 1 | 1 | 1 | 1 | 1 | 1 | 1 | | | | |
| Houghton | 1 | 1 | 1 | 1 | 4 | 1 | 1 | 1 | 1 | 1 | 1 | 1 | 1 | 1 | 1 | 1 | 1 | 1 | 1 | 1 | 1 | 1 | 1 | 1 | 1 | 1 | 1 | 1 | 1 | 1 | 1 | | | | |
| Laurium | 1 | 1 | 1 | 1 | 4 | 1 | 1 | 1 | 1 | 1 | 1 | 1 | 1 | 1 | 1 | 1 | 1 | 1 | 1 | 1 | 1 | 1 | 1 | 1 | 1 | 1 | 1 | 1 | 1 | 1 | 1 | | | | |
| Hancock | 1 | 1 | 1 | 1 | 4 | 1 | 1 | 1 | 1 | 1 | 1 | 1 | 1 | 1 | 1 | 1 | 1 | 1 | 1 | 1 | 1 | 1 | 1 | 1 | 1 | 1 | 1 | 1 | 1 | 1 | 1 | 1 | | | |
| Huron rural | 1 | 1 | 1 | 1 | 4 | 1 | 1 | 1 | 1 | 1 | 1 | 1 | 1 | 1 | 1 | 1 | 1 | 1 | 1 | 1 | 1 | 1 | 1 | 1 | 1 | 1 | 1 | 1 | 1 | 1 | 1 | 1 | | | |
| Bad Axe | 1 | 1 | 1 | 1 | 4 | 1 | 1 | 1 | 1 | 1 | 1 | 1 | 1 | 1 | 1 | 1 | 1 | 1 | 1 | 1 | 1 | 1 | 1 | 1 | 1 | 1 | 1 | 1 | 1 | 1 | 1 | 1 | | | |
| Ingham rural | 2 | 2 | 2 | 2 | 8 | 2 | 2 | 2 | 2 | 2 | 2 | 2 | 2 | 2 | 2 | 2 | 2 | 2 | 2 | 2 | 2 | 2 | 2 | 2 | 2 | 2 | 2 | 2 | 2 | 2 | 2 | 2 | | | |
| Lansing | 2 | 2 | 2 | 2 | 8 | 2 | 2 | 2 | 2 | 2 | 2 | 2 | 2 | 2 | 2 | 2 | 2 | 2 | 2 | 2 | 2 | 2 | 2 | 2 | 2 | 2 | 2 | 2 | 2 | 2 | 2 | 2 | 2 | | |
| East Lansing | 1 | 1 | 1 | 1 | 4 | 1 | 1 | 1 | 1 | 1 | 1 | 1 | 1 | 1 | 1 | 1 | 1 | 1 | 1 | 1 | 1 | 1 | 1 | 1 | 1 | 1 | 1 | 1 | 1 | 1 | 1 | 1 | 1 | | |
| Mason | 1 | 1 | 1 | 1 | 4 | 1 | 1 | 1 | 1 | 1 | 1 | 1 | 1 | 1 | 1 | 1 | 1 | 1 | 1 | 1 | 1 | 1 | 1 | 1 | 1 | 1 | 1 | 1 | 1 | 1 | 1 | 1 | 1 | | |
| Ionia rural | 2 | 2 | 2 | 2 | 8 | 2 | 2 | 2 | 2 | 2 | 2 | 2 | 2 | 2 | 2 | 2 | 2 | 2 | 2 | 2 | 2 | 2 | 2 | 2 | 2 | 2 | 2 | 2 | 2 | 2 | 2 | 2 | 2 | | |
| Beiding | 1 | 1 | 1 | 1 | 4 | 1 | 1 | 1 | 1 | 1 | 1 | 1 | 1 | 1 | 1 | 1 | 1 | 1 | 1 | 1 | 1 | 1 | 1 | 1 | 1 | 1 | 1 | 1 | 1 | 1 | 1 | 1 | 1 | 1 | |
| Ionia | 1 | 1 | 1 | 1 | 4 | 1 | 1 | 1 | 1 | 1 | 1 | 1 | 1 | 1 | 1 | 1 | 1 | 1 | 1 | 1 | 1 | 1 | 1 | 1 | 1 | 1 | 1 | 1 | 1 | 1 | 1 | 1 | 1 | 1 | |
| Portland | 1 | 1 | 1 | 1 | 4 | 1 | 1 | 1 | 1 | 1 | 1 | 1 | 1 | 1 | 1 | 1 | 1 | 1 | 1 | 1 | 1 | 1 | 1 | 1 | 1 | 1 | 1 | 1 | 1 | 1 | 1 | 1 | 1 | 1 | |
| Iosco | 1 | 1 | 1 | 1 | 4 | 1 | 1 | 1 | 1 | 1 | 1 | 1 | 1 | 1 | 1 | 1 | 1 | 1 | 1 | 1 | 1 | 1 | 1 | 1 | 1 | 1 | 1 | 1 | 1 | 1 | 1 | 1 | 1 | 1 | |
| Iron rural | 2 | 2 | 2 | 2 | 8 | 2 | 2 | 2 | 2 | 2 | 2 | 2 | 2 | 2 | 2 | 2 | 2 | 2 | 2 | 2 | 2 | 2 | 2 | 2 | 2 | 2 | 2 | 2 | 2 | 2 | 2 | 2 | 2 | 2 | |
| Iron River | 1 | 1 | 1 | 1 | 4 | 1 | 1 | 1 | 1 | 1 | 1 | 1 | 1 | 1 | 1 | 1 | 1 | 1 | 1 | 1 | 1 | 1 | 1 | 1 | 1 | 1 | 1 | 1 | 1 | 1 | 1 | 1 | 1 | 1 | |
| Isabella rural | 1 | 1 | 1 | 1 | 4 | 1 | 1 | 1 | 1 | 1 | 1 | 1 | 1 | 1 | 1 | 1 | 1 | 1 | 1 | 1 | 1 | 1 | 1 | 1 | 1 | 1 | 1 | 1 | 1 | 1 | 1 | 1 | 1 | 1 | |
| Isabella | 1 | 1 | 1 | 1 | 4 | 1 | 1 | 1 | 1 | 1 | 1 | 1 | 1 | 1 | 1 | 1 | 1 | 1 | 1 | 1 | 1 | 1 | 1 | 1 | 1 | 1 | 1 | 1 | 1 | 1 | 1 | 1 | 1 | 1 | |
| Mt. Pleasant | 1 | 1 | 1 | 1 | 4 | 1 | 1 | 1 | 1 | 1 | 1 | 1 | 1 | 1 | 1 | 1 | 1 | 1 | 1 | 1 | 1 | 1 | 1 | 1 | 1 | 1 | 1 | 1 | 1 | 1 | 1 | 1 | 1 | 1 | 1 |
| Jackson rural | 1 | 1 | 1 | 1 | 4 | 1 | 1 | 1 | 1 | 1 | 1 | 1 | 1 | 1 | 1 | 1 | 1 | 1 | 1 | 1 | 1 | 1 | 1 | 1 | 1 | 1 | 1 | 1 | 1 | 1 | 1 | 1 | 1 | 1 | 1 |
| Jackson | 1 | 1 | 1 | 1 | 4 | 1 | 1 | 1 | 1 | 1 | 1 | 1 | 1 | 1 | 1 | 1 | 1 | 1 | 1 | 1 | 1 | 1 | 1 | 1 | 1 | 1 | 1 | 1 | 1 | 1 | 1 | 1 | 1 | 1 | 1 |
| Kalamazoo rural | 1 | 1 | 1 | 1 | 4 | 1 | 1 | 1 | 1 | 1 | 1 | 1 | 1 | 1 | 1 | 1 | 1 | 1 | 1 | 1 | 1 | 1 | 1 | 1 | 1 | 1 | 1 | 1 | 1 | 1 | 1 | 1 | 1 | 1 | |
| Kalamazoo | 2 | 2 | 2 | 2 | 8 | 2 | 2 | 2 | 2 | 2 | 2 | 2 | 2 | 2 | 2 | 2 | 2 | 2 | 2 | 2 | 2 | 2 | 2 | 2 | 2 | 2 | 2 | 2 | 2 | 2 | 2 | 2 | 2 | 2 | |
| Kalkaska | 1 | 1 | 1 | 1 | 4 | 1 | 1 | 1 | 1 | 1 | 1 | 1 | 1 | 1 | 1 | 1 | 1 | 1 | 1 | 1 | 1 | 1 | 1 | 1 | 1 | 1 | 1 | 1 | 1 | 1 | 1 | 1 | 1 | 1 | 1 |
| Kent rural | 1 | 1 | 1 | 1 | 4 | 1 | 1 | 1 | 1 | 1 | 1 | 1 | 1 | 1 | 1 | 1 | 1 | 1 | 1 | 1 | 1 | 1 | 1 | 1 | 1 | 1 | 1 | 1 | 1 | 1 | 1 | 1 | 1 | 1 | 1 |
| Kent | 1 | 1 | 1 | 1 | 4 | 1 | 1 | 1 | 1 | 1 | 1 | 1 | 1 | 1 | 1 | 1 | 1 | 1 | 1 | 1 | 1 | 1 | 1 | 1 | 1 | 1 | 1 | 1 | 1 | 1 | 1 | 1 | 1 | 1 | 1 |
| Grand Rapids | 4 | 4 | 4 | 4 | 16 | 4 | 4 | 4 | 4 | 4 | 4 | 4 | 4 | 4 | 4 | 4 | 4 | 4 | 4 | 4 | 4 | 4 | 4 | 4 | 4 | 4 | 4 | 4 | 4 | 4 | 4 | 4 | 4 | 4 | |
| E. Grand Rapids | 1 | 1 | 1 | 1 | 4 | 1 | 1 | 1 | 1 | 1 | 1 | 1 | 1 | 1 | 1 | 1 | 1 | 1 | 1 | 1 | 1 | 1 | 1 | 1 | 1 | 1 | 1 | 1 | 1 | 1 | 1 | 1 | 1 | 1 | |
| Keweenaw | 1 | 1 | 1 | 1 | 4 | 1 | 1 | 1 | 1 | 1 | 1 | 1 | 1 | 1 | 1 | 1 | 1 | 1 | 1 | 1 | 1 | 1 | 1 | 1 | 1 | 1 | 1 | 1 | 1 | 1 | 1 | 1 | 1 | 1 | |
| Lake | 1 | 1 | 1 | 1 | 4 | 1 | 1 | 1 | 1 | 1 | 1 | 1 | 1 | 1 | 1 | 1 | 1 | 1 | 1 | 1 | 1 | 1 | 1 | 1 | 1 | 1 | 1 | 1 | 1 | 1 | 1 | 1 | 1 | 1 | |
| Lapeer rural | 1 | 1 | 1 | 1 | 4 | 1 | 1 | 1 | 1 | 1 | 1 | 1 | 1 | 1 | 1 | 1 | 1 | 1 | 1 | 1 | 1 | 1 | 1 | 1 | 1 | 1 | 1 | 1 | 1 | 1 | 1 | 1 | 1 | 1 | 1 |
| Lapeer | 1 | 1 | 1 | 1 | 4 | 1 | 1 | 1 | 1 | 1 | 1 | 1 | 1 | 1 | 1 | 1 | 1 | 1 | 1 | 1 | 1 | 1 | 1 | 1 | 1 | 1 | 1 | 1 | 1 | 1 | 1 | 1 | 1 | 1 | 1 |
| Leelanau | 2 | 2 | 2 | 2 | 8 | 2 | 2 | 2 | 2 | 2 | 2 | 2 | 2 | 2 | 2 | 2 | 2 | 2 | 2 | 2 | 2 | 2 | 2 | 2 | 2 | 2 | 2 | 2 | 2 | 2 | 2 | 2 | 2 | 2 | 2 |
| Leelanau rural | 1 | 1 | 1 | 1 | 4 | 1 | 1 | 1 | 1 | 1 | 1 | 1 | 1 | 1 | 1 | 1 | 1 | 1 | 1 | 1 | 1 | 1 | 1 | 1 | 1 | 1 | 1 | 1 | 1 | 1 | 1 | 1 | 1 | 1 | 1 |
| Adrian | 1 | 1 | 1 | 1 | 4 | 1 | 1 | 1 | 1 | 1 | 1 | 1 | 1 | 1 | 1 | 1 | 1 | 1 | 1 | 1 | 1 | 1 | 1 | 1 | 1 | 1 | 1 | 1 | 1 | 1 | 1 | 1 | 1 | 1 | 1 |
| Adrian | 1 | 1 | 1 | 1 | 4 | 1 | 1 | 1 | 1 | 1 | 1 | 1 | 1 | 1 | 1 | 1 | 1 | 1 | 1 | 1 | 1 | 1 | 1 | 1 | 1 | 1 | 1 | 1 | 1 | 1 | 1 | 1 | 1 | 1 | 1 |
| Tecumseh | 1 | 1 | 1 | 1 | 4 | 1 | 1 | 1 | 1 | 1 | 1 | 1 | 1 | 1 | 1 | 1 | 1 | 1 | 1 | 1 | 1 | 1 | 1 | 1 | 1 | 1 | 1 | 1 | 1 | 1 | 1 | 1 | 1 | 1 | 1 |
| Hudson | 1 | 1 | 1 | 1 | 4 | 1 | 1 | 1 | 1 | 1 | 1 | 1 | 1 | 1 | 1 | 1 | 1 | 1 | 1 | 1 | 1 | 1 | 1 | 1 | 1 | 1 | 1 | 1 | 1 | 1 | 1 | 1 | 1 | 1 | 1 |
| Hudson | 1 | 1 | 1 | 1 | 4 | 1 | 1 | 1 | 1 | 1 | 1 | 1 | 1 | 1 | 1 | 1 | 1 | 1 | 1 | 1 | 1 | 1 | 1 | 1 | 1 | 1 | 1 | 1 | 1 | 1 | 1 | 1 | 1 | 1 | 1 |
| Livingston rural | 1 | 1 | 1 | 1 | 4 | 1 | 1 | 1 | 1 | 1 | 1 | 1 | 1 | 1 | 1 | 1 | 1 | 1 | 1 | 1 | 1 | 1 | 1 | 1 | 1 | 1 | 1 | 1 | 1 | 1 | 1 | 1 | 1 | 1 | 1 |
| Howell | 1 | 1 | 1 | 1 | 4 | 1 | 1 | 1 | 1 | 1 | 1 | 1 | 1 | 1 | 1 | 1 | 1 | 1 | 1 | 1 | 1 | 1 | 1 | 1 | 1 | 1 | 1 | 1 | 1 | 1 | 1 | 1 | 1 | 1 | 1 |
| Luce rural | 1 | 1 | 1 | 1 | 4 | 1 | 1 | 1 | 1 | 1 | 1 | 1 | 1 | 1 | 1 | 1 | 1 | 1 | 1 | 1 | 1 | 1 | 1 | 1 | 1 | 1 | 1 | 1 | 1 | 1 | 1 | 1 | 1 | 1 | 1 |
| Luce | 1 | 1 | 1 | 1 | 4 | 1 | 1 | 1 | 1 | 1 | 1 | 1 | 1 | 1 | 1 | 1 | 1 | 1 | 1 | 1 | 1 | 1 | 1 | 1 | 1 | 1 | 1 | 1 | 1 | 1 | 1 | 1 | 1 | 1 | 1 |
| Newberry | 2 | 2 | 2 | 2 | 8 | 2 | 2 | 2 | 2 | 2 | 2 | 2 | 2 | 2 | 2 | 2 | 2 | 2 | 2 | 2 | 2 | 2 | 2 | 2 | 2 | 2 | 2 | 2 | 2 | 2 | 2 | 2 | 2 | 2 | 2 |
| Mackinac rural | 1 | 1 | 1 | 1 | 4 | 1 | 1 | 1 | 1 | 1 | 1 | 1 | 1 | 1 | 1 | 1 | 1 | 1 | 1 | 1 | 1 | 1 | 1 | 1 | 1 | 1 | 1 | 1 | 1 | 1 | 1 | 1 | 1 | 1 | 1 |
| Newberry | 1 | 1 | 1 | 1 | | | | | | | | | | | | | | | | | | | | | | | | | | | | | | | |

TABLE 9 - LEADING CAUSES OF DEATH BY AGE GROUP
MICHIGAN, 1951

(Leading causes in each age group selected on the basis of the Intermediate List of 150 Causes with subdivisions of causes A81, A85, A109, A132, A135, and A147.)

| Under 1 Year | | |
|------------------------------------|--------|------|
| Cause of Death | Number | % |
| All Causes | 4,505 | 100 |
| Immaturity | 1,232 | 27.3 |
| Congenital malformations | 737 | 16.4 |
| Postnatal asphyxia and atelectasis | 582 | 12.9 |
| Birth injuries | 495 | 11.0 |
| Pneumonia & influenza | 307 | 6.8 |

| 1 - 4 | | |
|--------------------------|--------|------|
| Cause of Death | Number | % |
| All Causes | 709 | 100 |
| Accidents | 223 | 31.5 |
| Pneumonia & influenza | 89 | 12.6 |
| Malignant neoplasms | 72 | 10.2 |
| Congenital malformations | 55 | 7.8 |
| Tuberculosis | 20 | 2.8 |
| Meningococcal infections | 20 | 2.8 |

| 5 - 14 | | |
|--------------------------|--------|------|
| Cause of Death | Number | % |
| All Causes | 636 | 100 |
| Accidents | 252 | 39.6 |
| Malignant neoplasms | 65 | 10.2 |
| Pneumonia & influenza | 34 | 5.3 |
| Congenital malformations | 31 | 4.9 |
| Rheumatic fever | 21 | 3.3 |

| 15 - 24 | | |
|---------------------|--------|------|
| Cause of Death | Number | % |
| All Causes | 1,005 | 100 |
| Accidents | 500 | 49.8 |
| Malignant neoplasms | 86 | 8.6 |
| Tuberculosis | 64 | 6.4 |
| Diseases of heart | 44 | 4.4 |
| Suicide | 35 | 3.5 |

| 25 - 34 | | |
|---------------------|--------|------|
| Cause of Death | Number | % |
| All Causes | 1,603 | 100 |
| Accidents | 427 | 26.6 |
| Malignant neoplasms | 202 | 12.6 |
| Diseases of heart | 170 | 10.6 |
| Tuberculosis | 149 | 9.3 |
| Suicide | 86 | 5.4 |

| 35 - 44 | | |
|--|--------|------|
| Cause of Death | Number | % |
| All Causes | 3,012 | 100 |
| Diseases of heart | 775 | 25.7 |
| Malignant neoplasms | 569 | 18.9 |
| Accidents | 358 | 11.9 |
| Tuberculosis | 184 | 6.1 |
| Vascular lesions of central nervous system | 178 | 5.9 |

| 45 - 54 | | |
|--|--------|------|
| Cause of Death | Number | % |
| All Causes | 6,154 | 100 |
| Diseases of heart | 2,270 | 36.9 |
| Malignant neoplasms | 1,292 | 21.0 |
| Vascular lesions of central nervous system | 492 | 8.0 |
| Accidents | 448 | 7.3 |
| Tuberculosis | 208 | 3.4 |

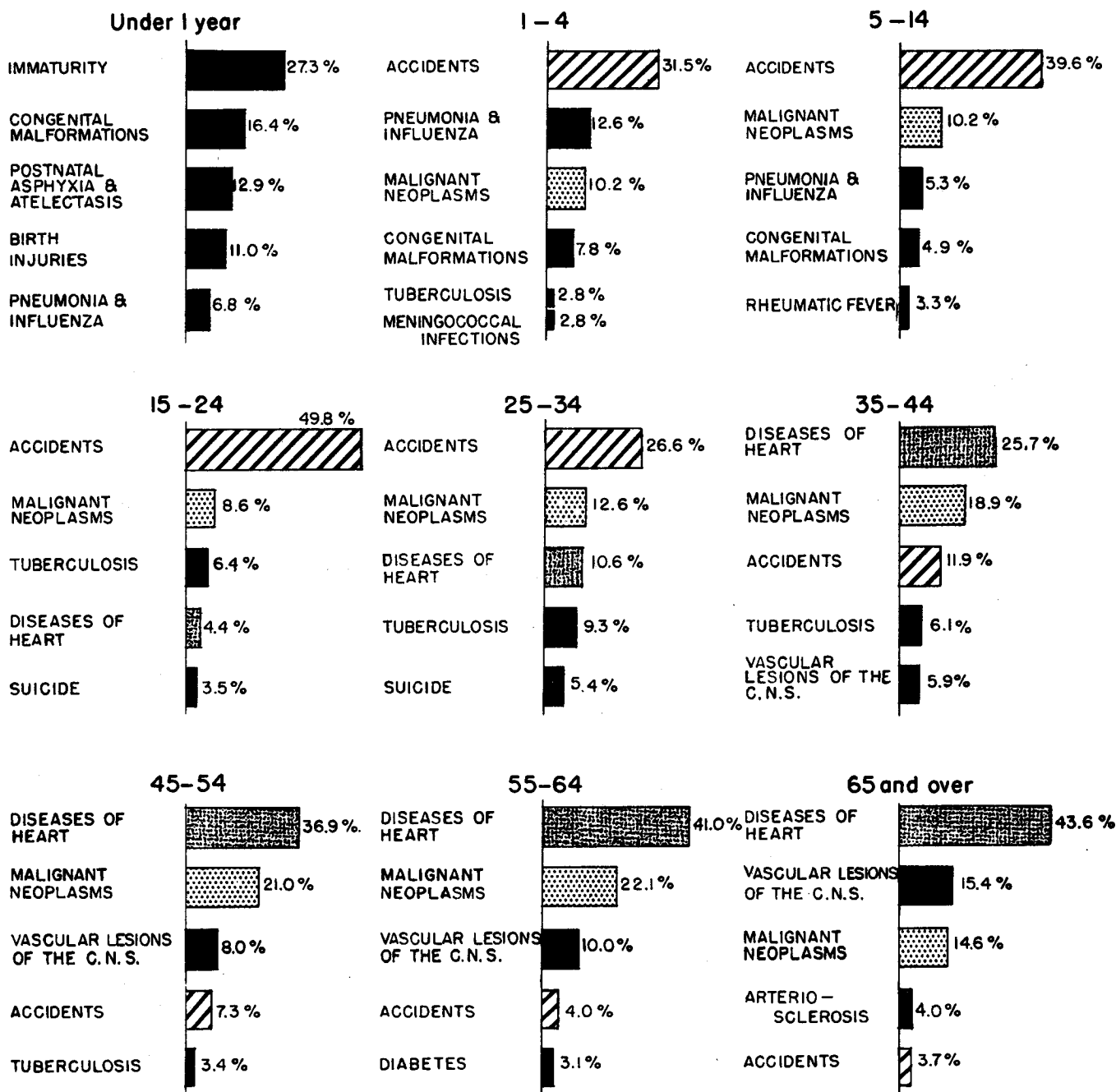
| 55 - 64 | | |
|--|--------|------|
| Cause of Death | Number | % |
| All Causes | 10,890 | 100 |
| Diseases of heart | 4,460 | 41.0 |
| Malignant neoplasms | 2,410 | 22.1 |
| Vascular lesions of central nervous system | 1,094 | 10.0 |
| Accidents | 433 | 4.0 |
| Diabetes | 335 | 3.1 |

| 65 & Over* | | |
|--|--------|------|
| Cause of Death | Number | % |
| All Causes | 30,667 | 100 |
| Diseases of heart | 13,369 | 43.6 |
| Vascular lesions of central nervous system | 4,734 | 15.4 |
| Malignant neoplasms | 4,471 | 14.6 |
| Arteriosclerosis | 1,238 | 4.0 |
| Accidents | 1,128 | 3.7 |

*Includes 15 deaths of unknown age.

LEADING CAUSES OF DEATH

BY AGE GROUPS - MICHIGAN 1951

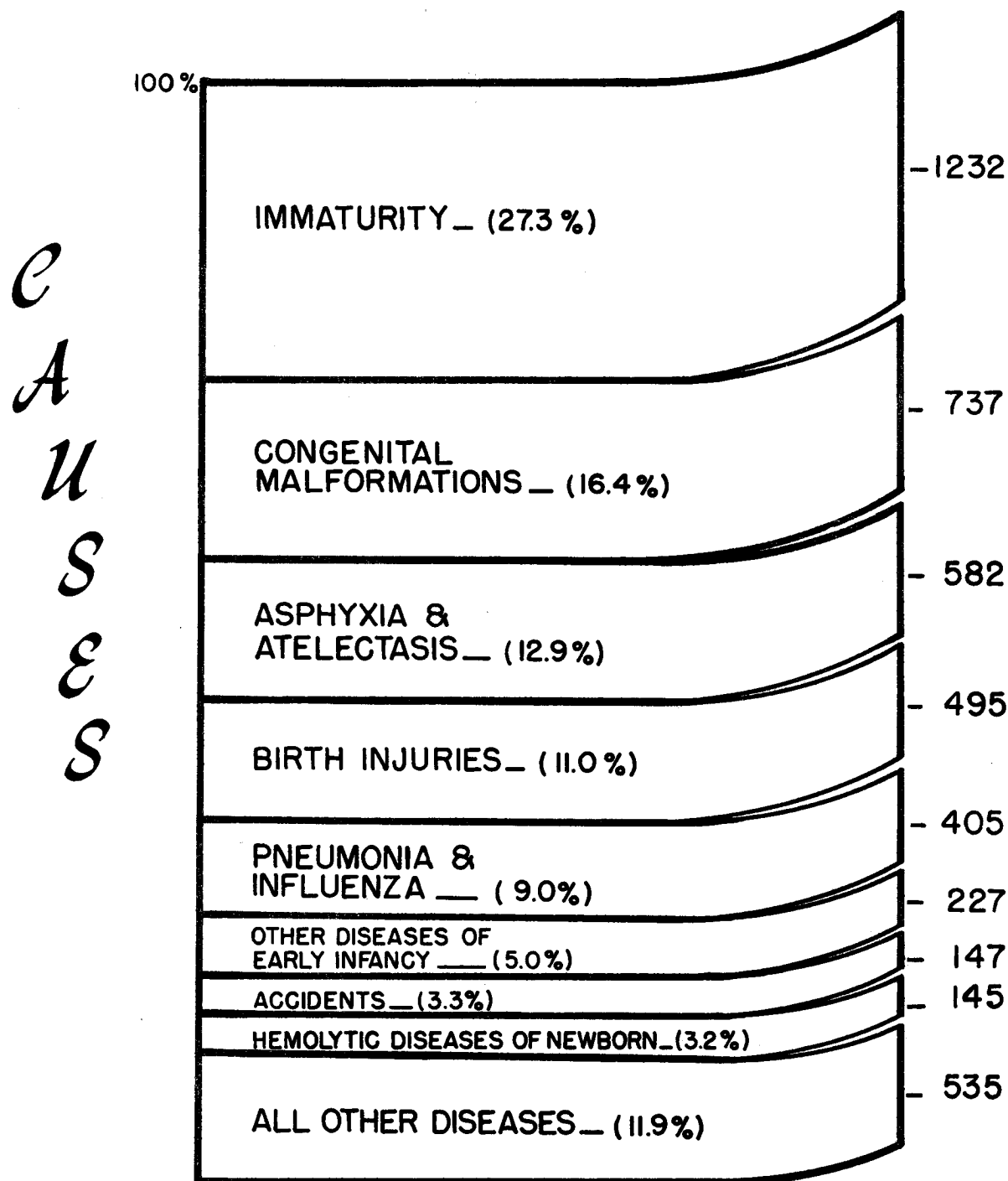


Diseases of the heart lead as a cause of death among all age groups 35 years and over and constitute an increasingly larger percentage of the total deaths in each successive older age group.

Accidents lead as a cause of death in all age groups under 35 years with the exception of infants under 1 year, and appear among the 5 leading causes in all age groups except the under 1 year group.

Malignant neoplasms first appear in the age group 1-4 years as the third ranking cause of death, shifting to second position in the 5-14 year group and maintaining this position in all successive age groups until returning to the third position in the 65 year and over group.

4505 MICHIGAN BABIES BORN ALIVE DIED DURING 1951 UNDER 1 YEAR OF AGE



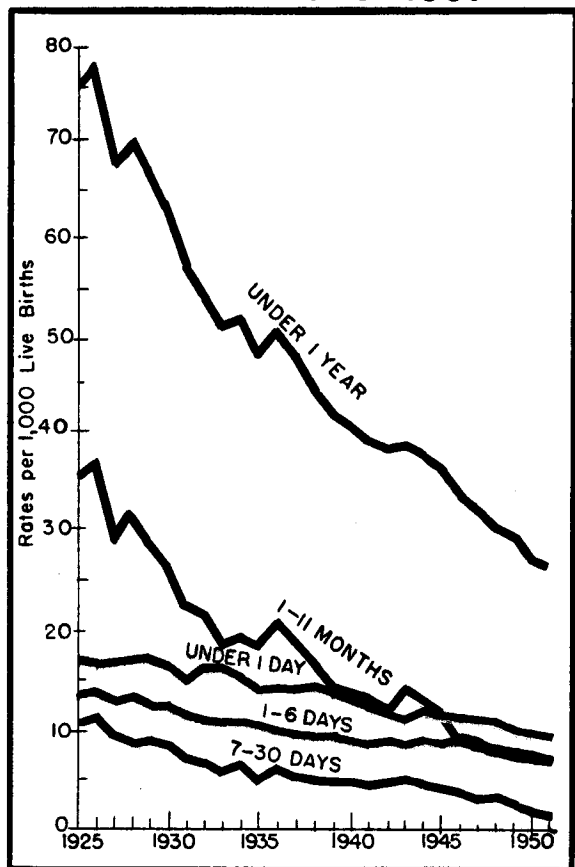
Nearly 70% of all deaths under 1 year of age are due to 4 causes: 1) immaturity at birth, 2) congenital malformations, 3) asphyxia and atelectasis, and 4) birth injuries.

These 4 causes account for this large proportion of infant deaths, mainly because they are leading causes among infants dying under 1 week of age, the age group comprising 65% of all infant deaths.

INFANT MORTALITY BY AGE GROUPS

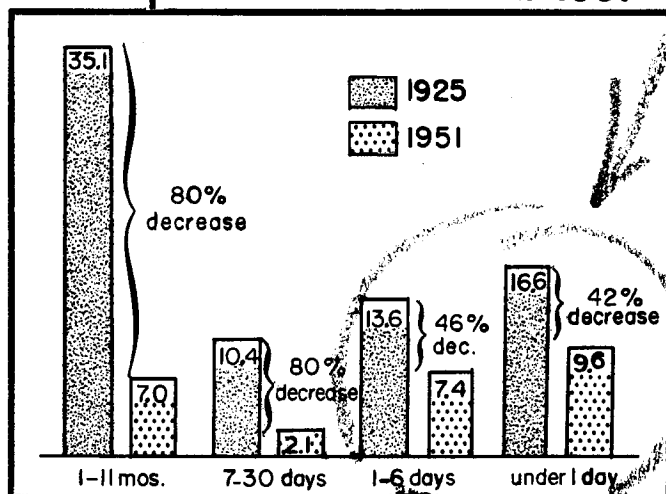
MICHIGAN 1925-1951

Trends: 1925-1951



The Major Problem narrows to the first week of life.

Comparison: 1925 and 1951



| YEAR | NUMBER OF DEATHS | | | | | DEATH RATES | | | | |
|------|------------------|----------|-----------|-----------|-------------|-------------|----------|-----------|-----------|-------------|
| | under 1 da. | 1-6 days | 7-30 days | 1-11 mos. | under 1 yr. | under 1 da. | 1-6 days | 7-30 days | 1-11 mos. | under 1 yr. |
| 1925 | 1647 | 1350 | 1025 | 3476 | 7498 | 16.6 | 13.6 | 10.4 | 35.1 | 75.7 |
| 1930 | 1585 | 1219 | 820 | 2589 | 6213 | 16.0 | 12.3 | 8.3 | 26.2 | 62.8 |
| 1935 | 1209 | 906 | 435 | 1620 | 4170 | 13.8 | 10.4 | 5.0 | 18.5 | 47.7 |
| 1940 | 1265 | 882 | 482 | 1393 | 4022 | 12.8 | 8.9 | 4.9 | 14.1 | 40.6 |
| 1945 | 1261 | 942 | 467 | 1338 | 4008 | 11.3 | 8.4 | 4.2 | 12.0 | 35.9 |
| 1950 | 1556 | 1130 | 357 * | 1171 | 4214 | 9.7 | 7.1 | 2.2 * | 7.3 | 26.3 |
| 1951 | 1660 | 1270 | 366 * | 1209 | 4505 | 9.6 | 7.4 | 2.1 * | 7.0 | 26.1 |

* Includes only deaths 7-27 days

A drop from 76 to 26 infant deaths per 1,000 live births indicates remarkable progress in infant care during the past quarter century. This progress has been shared by all age groups but in varying degrees. For those infants surviving the first week of life there has been an 80% reduction in mortality rates in both the infants 7-30 days of age and 1-11 months old. At the same time there has been a much less remarkable reduction in the mortality rate among infants under 1 week of age; 42% in infants under 1 day and 46% in infants 1-6 days of age.

TABLE 10 - DEATHS UNDER 5 YEARS BY CAUSE AND DETAILED AGE
MICHIGAN, 1951

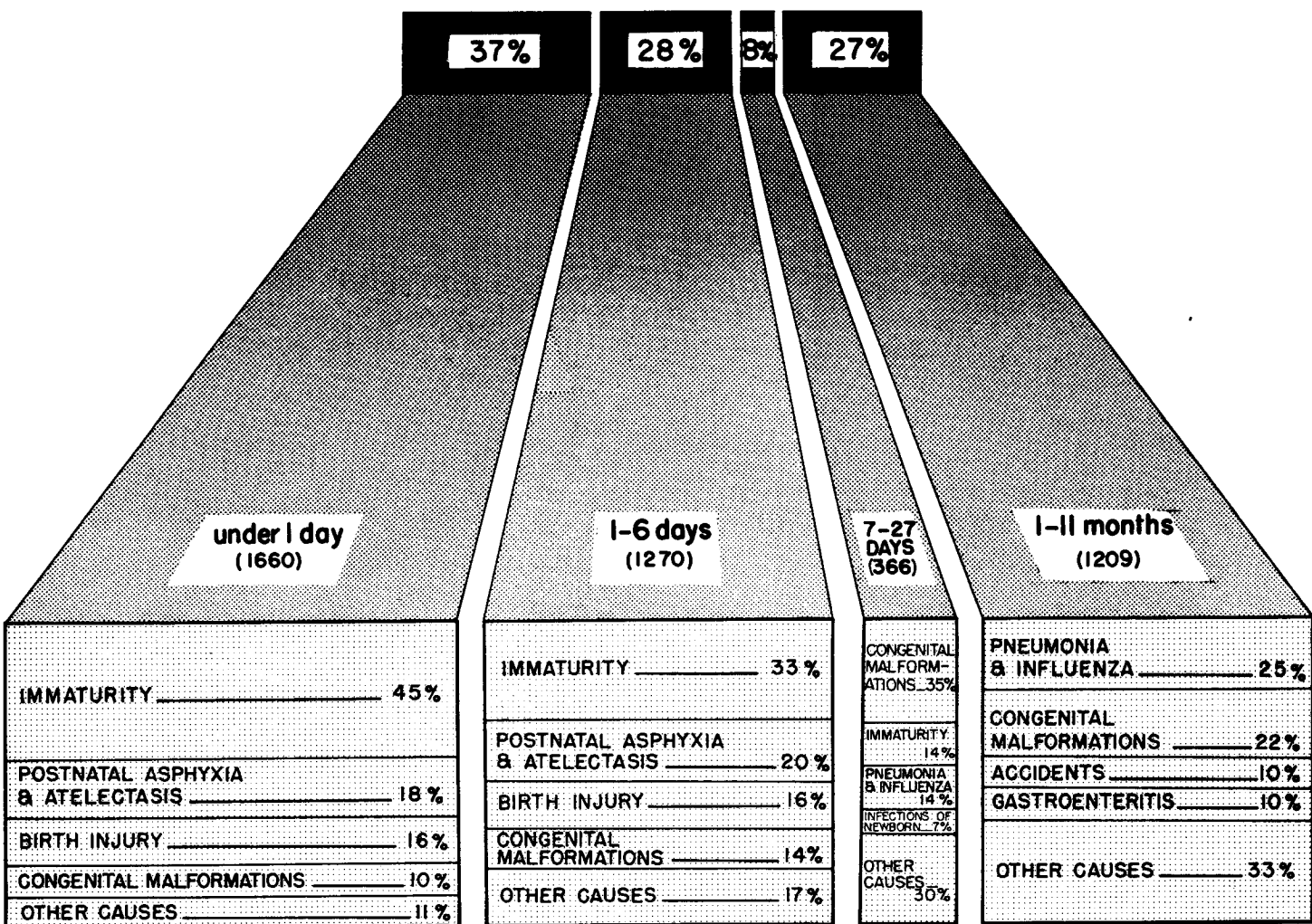
(By place of residence. Exclusive of stillbirths. Cause of death classified according to Sixth Revision of International List, 1948, Intermediate List of 150 Causes with additional subdivisions indicated by detailed list numbers.)

| CAUSE OF DEATH | Int. List No. | DAYS | | | | | MONTHS | | | | | YEARS | | | | | | | | | | | | | | | |
|---|---------------|-------------|-------------|------------|-----|-------------|--------|-------|-------|----|-------|-------|-----|-----|-----|-----|-----|----|----|----|------------|----|-------|-----|-----|-----|-----|
| | | Under 5 Yrs | Under 1 Day | Under 1 Wk | | Under 4 Wks | 7-13 | 14-20 | 21-27 | 1 | 2 | 3 | 4 | 5 | 6 | 7 | 8 | 9 | 10 | 11 | Under 1 Yr | 1 | 2 | 3 | 4 | | |
| | | | | 1 | 2 | | | | | | | | | | | | | | | | | | | | | 3-6 | 1 |
| ALL CAUSES | | 5,214 | 1,660 | 487 | 362 | 421 | 2,930 | 190 | 109 | 67 | 3,296 | 261 | 210 | 151 | 130 | 108 | 101 | 57 | 65 | 47 | 42 | 37 | 4,505 | 301 | 154 | 127 | 127 |
| TUBERCULOSIS, ALL FORMS | | | | | | | | | | | | | | | | | | | | | | | | | | | |
| Tuberculosis of respiratory system | A 1-A 5 | 27 | - | - | - | - | - | - | - | - | - | - | - | - | - | - | - | - | - | - | - | - | 7 | 5 | 7 | 5 | 3 |
| Tuberculosis of meninges and central nervous system | A 1 | 12 | - | - | - | - | - | - | - | - | - | - | - | - | - | - | - | - | - | - | - | - | 3 | 3 | 3 | 2 | 1 |
| Tuberculosis, all other forms | A 2 | 10 | - | - | - | - | - | - | - | - | - | - | - | - | - | - | - | - | - | - | - | - | 2 | 1 | 4 | 2 | 1 |
| Tuberculosis, all other forms | A 5 | 5 | - | - | - | - | - | - | - | - | - | - | - | - | - | - | - | - | - | - | - | - | 2 | 1 | - | 1 | 1 |
| All other syphilis | A10 | 1 | - | - | - | - | - | - | - | - | - | - | - | - | - | - | - | - | - | - | - | - | 1 | - | - | - | - |
| Conococcal infection | A11 | 1 | - | - | - | - | - | - | - | - | - | - | - | - | - | - | - | - | - | - | - | - | 1 | - | - | - | - |
| Dysentery, all forms | A16 | 12 | - | - | - | - | - | - | - | - | - | - | - | - | - | - | - | - | - | - | - | - | 9 | - | - | - | - |
| Septicemia and pyemia | A20 | 15 | - | - | - | - | - | - | - | - | - | - | - | - | - | - | - | - | - | - | - | - | 9 | 4 | 1 | 1 | 1 |
| Diphtheria | A21 | 3 | - | - | - | - | - | - | - | - | - | - | - | - | - | - | - | - | - | - | - | - | - | 1 | 1 | 1 | 1 |
| Whooping cough | A22 | 21 | - | - | - | - | - | - | - | - | - | - | - | - | - | - | - | - | - | - | - | - | - | 6 | 2 | - | - |
| Meningococcal infections | A23 | 34 | - | - | - | - | - | - | - | - | - | - | - | - | - | - | - | - | - | - | - | - | 14 | 9 | 6 | 3 | 2 |
| Tetanus | A26 | 2 | - | - | - | - | - | - | - | - | - | - | - | - | - | - | - | - | - | - | - | - | 1 | - | - | - | - |
| Acute poliomyelitis | A28 | 12 | - | - | - | - | - | - | - | - | - | - | - | - | - | - | - | - | - | - | - | - | 1 | - | - | - | - |
| Acute infectious encephalitis | A29 | 1 | - | - | - | - | - | - | - | - | - | - | - | - | - | - | - | - | - | - | - | - | 1 | - | - | - | - |
| Measles | A32 | 10 | - | - | - | - | - | - | - | - | - | - | - | - | - | - | - | - | - | - | - | - | 4 | 5 | 1 | - | - |
| Infectious hepatitis | A34 | 3 | - | - | - | - | - | - | - | - | - | - | - | - | - | - | - | - | - | - | - | - | 2 | 1 | - | - | - |
| All other diseases classified as infective and parasitic | A43 | 18 | - | - | - | - | - | - | - | - | - | - | - | - | - | - | - | - | - | - | - | - | 15 | 1 | 1 | - | - |
| MALIGNANT NEOPLASMS, ALL FORMS | | | | | | | | | | | | | | | | | | | | | | | | | | | |
| Malignant neoplasm of bone and connective tissue | A44-A59 | 92 | 1 | - | - | - | - | - | - | - | - | - | - | - | - | - | - | - | - | - | - | - | 20 | 11 | 18 | 18 | 25 |
| Malignant neoplasm of all other and unspecified sites | A56 | 2 | - | - | - | - | - | - | - | - | - | - | - | - | - | - | - | - | - | - | - | - | - | - | - | - | - |
| Leukemia and leukemia | A57 | 32 | 1 | - | - | - | - | - | - | - | - | - | - | - | - | - | - | - | - | - | - | - | 10 | 6 | 9 | 3 | 4 |
| Lymphosarcoma and other neoplasms of lymphatic and hematopoietic system | A58 | 49 | - | - | - | - | - | - | - | - | - | - | - | - | - | - | - | - | - | - | - | - | 8 | 5 | 8 | 12 | 16 |
| Leukemia and leukemia | A59 | 9 | - | - | - | - | - | - | - | - | - | - | - | - | - | - | - | - | - | - | - | - | 2 | - | 1 | 2 | 4 |
| Benign neoplasms and neoplasms of unspecified nature | A60 | 8 | 1 | - | - | - | - | - | - | - | - | - | - | - | - | - | - | - | - | - | - | - | 5 | - | 1 | 2 | - |
| Diabetes mellitus | A63 | 6 | - | - | - | - | - | - | - | - | - | - | - | - | - | - | - | - | - | - | - | - | 1 | 3 | 1 | - | - |
| Avitaminosis and other deficiency states | A64 | 5 | - | - | - | - | - | - | - | - | - | - | - | - | - | - | - | - | - | - | - | - | 3 | 1 | 1 | - | - |
| Anemias | A65 | 8 | - | - | - | - | - | - | - | - | - | - | - | - | - | - | - | - | - | - | - | - | 8 | - | - | - | - |
| Allergic disorders; all other endocrine, metabolic and blood diseases | A66 | 80 | 2 | 4 | 2 | 4 | 8 | 4 | 5 | - | 17 | 5 | 15 | 14 | 1 | 1 | 4 | - | 2 | 2 | - | - | 61 | 10 | 5 | 1 | 3 |
| Mental deficiency | A69 | 12 | - | - | - | - | - | - | - | - | - | - | - | - | - | - | - | - | - | - | - | - | 7 | 2 | 1 | 1 | 1 |
| Vascular lesions affecting central nervous system | A70 | 20 | - | - | - | - | - | - | - | - | - | - | - | - | - | - | - | - | - | - | - | - | 15 | 2 | 2 | - | - |
| Nonmeningococcal meningitis | A71 | 33 | - | - | - | - | - | - | - | - | - | - | - | - | - | - | - | - | - | - | - | - | 21 | 6 | 3 | 2 | 1 |
| Epilepsy | A73 | 6 | - | - | - | - | - | - | - | - | - | - | - | - | - | - | - | - | - | - | - | - | - | 1 | 2 | 1 | 2 |
| Otitis media and mastoiditis | A77 | 5 | - | - | - | - | - | - | - | - | - | - | - | - | - | - | - | - | - | - | - | - | 5 | - | - | - | - |
| All other diseases of the nervous system and sense organs | A78 | 40 | - | - | - | - | - | - | - | - | - | - | - | - | - | - | - | - | - | - | - | - | 20 | 12 | 2 | 4 | 2 |
| Rheumatic fever | A79 | 2 | - | - | - | - | - | - | - | - | - | - | - | - | - | - | - | - | - | - | - | - | - | - | 1 | 1 | - |
| HEART DISEASE, ALL FORMS | | | | | | | | | | | | | | | | | | | | | | | | | | | |
| Arteriosclerotic and degenerative heart disease | A80-A83 | 10 | - | - | - | - | - | - | - | - | - | - | - | - | - | - | - | - | - | - | - | - | - | 3 | 3 | 2 | - |
| 420 Arteriosclerotic heart disease including coronary disease | A81 | 5 | - | - | - | - | - | - | - | - | - | - | - | - | - | - | - | - | - | - | - | - | - | 1 | 1 | 2 | - |
| 421-422 Nonrheumatic chronic endocarditis & other myocardial degeneration | A82 | 1 | - | - | - | - | - | - | - | - | - | - | - | - | - | - | - | - | - | - | - | - | - | - | - | - | - |
| Other diseases of heart | A83 | 4 | - | - | - | - | - | - | - | - | - | - | - | - | - | - | - | - | - | - | - | - | - | 2 | - | - | - |
| Other diseases of circulatory system | A86 | 2 | - | - | - | - | - | - | - | - | - | - | - | - | - | - | - | - | - | - | - | - | - | - | - | - | - |
| Acute upper respiratory infections | A87 | 15 | - | - | - | - | - | - | - | - | - | - | - | - | - | - | - | - | - | - | - | - | 2 | 2 | 1 | 2 | 1 |
| Influenza | A88 | 33 | - | - | - | - | - | - | - | - | - | - | - | - | - | - | - | - | - | - | - | - | 19 | 9 | 2 | 1 | 2 |
| PNEUMONIA, ALL FORMS | A89-A91 | 363 | - | - | - | - | - | - | - | - | - | - | - | - | - | - | - | - | - | - | - | - | 288 | 51 | 16 | 4 | 4 |
| Lobar pneumonia | A89 | 47 | - | - | - | - | - | - | - | - | - | - | - | - | - | - | - | - | - | - | - | - | 37 | 7 | 1 | 2 | 1 |
| Bronchopneumonia | A90 | 197 | - | - | - | - | - | - | - | - | - | - | - | - | - | - | - | - | - | - | - | - | 150 | 30 | 12 | 3 | 2 |
| Primary atypical, other and unspecified pneumonia | A91 | 119 | - | - | - | - | - | - | - | - | - | - | - | - | - | - | - | - | - | - | - | - | 101 | 14 | 4 | - | - |

INFANT MORTALITY : AGE GROUPS BY CAUSE

MICHIGAN 1951

4505 INFANT DEATHS



FIRST WEEK OF LIFE:

Nearly 2/3 of the 4,505 infant deaths occurred during the first week of life with immaturity the leading cause in each of the age groups under 1 day and 1-6 days.

Three causes:- 1) immaturity, 2) postnatal asphyxia and atelectasis, and 3) birth injury accounted for approximately 3/4 of all deaths during the first week of life.

TABLE 11 - DEATHS UNDER 5 YEARS BY DETAILED AGE AND RESIDENCE
MICHIGAN, 1951

(Exclusive of stillbirths. Place of residence according to rural areas and urban incorporated areas having a 1950 population of 2,500 or more.)

| AREA | Under 5 Yrs | | D A Y S | | | | Under 1 Wk | | | D A Y S | | | | Under 4 Wks | | | | M O N T H S | | | | | | | | | | | Under 1 Yr | | Y E A R S | | | |
|----------------------|-------------|-------|---------|-----|-----|-------|------------|-------|-------|---------|-----|-----|-----|-------------|-----|-----|----|-------------|----|----|------|-------|-----|-----|-----|-----|--|--|------------|--|-----------|--|--|--|
| | 5 Yrs | 1 Day | 1 | 2 | 3-6 | 1 Wk | 7-13 | 14-20 | 21-27 | 1 | 2 | 3 | 4 | 5 | 6 | 7 | 8 | 9 | 10 | 11 | 1 Yr | 1 | 2 | 3 | 4 | | | | | | | | | |
| STATE | 5,214 | 1,660 | 407 | 362 | 421 | 2,930 | 190 | 109 | 67 | 3,296 | 261 | 210 | 151 | 130 | 108 | 101 | 57 | 65 | 47 | 42 | 37 | 4,505 | 301 | 154 | 127 | 127 | | | | | | | | |
| Alcona | 1 | 1 | - | - | - | 1 | - | - | - | 1 | - | - | - | - | - | - | - | - | - | - | - | 1 | - | - | - | - | | | | | | | | |
| Alger rural | 7 | 5 | - | - | 2 | 7 | - | - | - | 7 | - | - | - | - | - | - | - | - | - | - | - | 7 | - | - | - | - | | | | | | | | |
| Munising | 1 | - | - | - | - | - | - | - | - | - | 1 | - | - | - | - | - | - | - | - | - | - | 1 | - | - | - | - | | | | | | | | |
| Allegan rural | 34 | 5 | 4 | 2 | 3 | 14 | 2 | - | 3 | 19 | 3 | 1 | 1 | 1 | - | 2 | - | - | - | - | - | 27 | 5 | 1 | - | 1 | | | | | | | | |
| Allegan | 5 | - | 1 | - | 2 | 3 | - | 1 | - | 4 | - | - | - | - | - | - | - | - | - | - | - | 4 | - | - | - | - | | | | | | | | |
| Otsego | 6 | 2 | - | - | - | 2 | - | 1 | 1 | 4 | - | - | - | - | 1 | - | - | - | - | - | - | 5 | 1 | - | - | - | | | | | | | | |
| Plainwell | 2 | 1 | - | - | - | 1 | - | - | - | 1 | - | - | - | - | - | - | 1 | - | - | - | - | 2 | - | - | - | - | | | | | | | | |
| Alpena rural | 11 | 3 | - | - | 1 | 4 | - | 1 | - | 5 | 2 | - | - | - | - | 2 | 1 | 1 | - | - | - | 11 | - | - | - | - | | | | | | | | |
| Alpena | 12 | 1 | 3 | 1 | - | 5 | - | - | 1 | 6 | 1 | - | - | 1 | - | - | - | - | 1 | 1 | - | 10 | 1 | - | - | 1 | | | | | | | | |
| Antrim | 9 | 2 | 1 | 3 | - | 6 | - | - | - | 6 | 1 | - | - | - | - | - | - | - | - | - | - | 7 | 1 | 1 | - | - | | | | | | | | |
| Arenac | 10 | 1 | - | 2 | - | 3 | - | 1 | - | 4 | 1 | - | 1 | - | - | - | - | - | 1 | - | - | 7 | - | 1 | 1 | 1 | | | | | | | | |
| Baraga | 6 | - | 1 | 1 | 1 | 3 | - | - | - | 3 | - | - | 1 | - | - | - | - | - | - | - | - | 4 | 1 | 1 | - | - | | | | | | | | |
| Berry rural | 9 | 4 | - | - | - | 4 | - | - | - | 4 | - | - | - | - | 1 | - | - | 1 | 1 | - | - | 7 | 2 | - | - | - | | | | | | | | |
| Hastings | 2 | - | - | - | 1 | 1 | - | - | - | 1 | - | - | - | - | - | - | - | - | - | 1 | - | 2 | - | - | - | - | | | | | | | | |
| Bay rural | 24 | 2 | 3 | 5 | 2 | 12 | 1 | 2 | - | 15 | 1 | - | 3 | - | 1 | 1 | - | 1 | - | - | - | 22 | 2 | - | - | - | | | | | | | | |
| Bay City | 46 | 10 | 7 | 3 | 5 | 25 | 4 | - | 2 | 31 | 2 | 2 | 3 | - | - | - | 1 | - | - | - | 39 | 2 | 2 | - | 3 | | | | | | | | | |
| Essexville | 3 | - | - | - | - | - | - | - | - | - | 1 | - | - | - | - | - | - | - | - | - | - | 2 | - | - | 1 | - | | | | | | | | |
| Benzie | 2 | - | - | - | 1 | 1 | - | - | - | 1 | 1 | - | - | - | - | - | - | - | - | - | - | 2 | - | - | - | - | | | | | | | | |
| Berrien rural | 48 | 10 | 4 | 1 | 4 | 19 | 1 | - | - | 20 | 5 | 2 | 3 | 3 | - | - | 1 | - | 1 | - | 35 | 5 | 5 | 2 | 1 | | | | | | | | | |
| Benton Harbor | 26 | 15 | - | - | 2 | 17 | 1 | - | - | 18 | 1 | 1 | - | 1 | 1 | - | - | - | - | - | 22 | 2 | 1 | 1 | - | | | | | | | | | |
| Niles | 13 | 4 | 4 | - | 2 | 10 | - | - | - | 10 | - | 1 | - | 1 | - | - | 1 | - | - | - | 13 | - | - | - | - | | | | | | | | | |
| St. Joseph | 8 | 3 | - | - | 1 | 4 | - | 1 | - | 5 | - | - | 1 | - | - | - | - | - | - | - | 6 | 1 | 1 | - | - | | | | | | | | | |
| Buchanan | 3 | 1 | - | - | - | 1 | - | - | - | 1 | - | - | - | - | - | - | - | - | 1 | - | - | 2 | - | - | - | 1 | | | | | | | | |
| Branch rural | 8 | 3 | - | 1 | - | 4 | 1 | - | - | 5 | - | - | 1 | - | - | - | - | 1 | - | - | 7 | - | 1 | - | - | | | | | | | | | |
| Coldwater | 4 | 1 | 1 | - | - | 2 | - | 1 | - | 3 | - | - | - | - | - | 1 | - | - | - | - | 4 | - | - | - | - | | | | | | | | | |
| Calhoun rural | 45 | 12 | 3 | 4 | 4 | 23 | - | 1 | - | 24 | 3 | 4 | 1 | 1 | 2 | 1 | - | - | 2 | - | 38 | 4 | 2 | - | 1 | | | | | | | | | |
| Albion | 11 | 2 | 3 | 1 | 1 | 7 | - | - | - | 7 | 1 | - | 1 | - | - | - | - | - | - | - | 9 | 1 | - | 1 | - | | | | | | | | | |
| Battle Creek | 46 | 12 | 6 | 5 | 6 | 29 | 1 | 3 | - | 33 | - | 3 | 1 | 1 | 1 | - | - | 1 | - | 1 | 40 | 4 | 1 | - | 1 | | | | | | | | | |
| Marshall | 3 | 2 | - | - | - | 2 | - | - | - | 2 | - | - | - | - | - | - | - | - | 1 | - | 3 | - | - | - | - | | | | | | | | | |
| Cass rural | 21 | 3 | 2 | 1 | 1 | 7 | 1 | - | - | 8 | 2 | 1 | 1 | 1 | - | - | 1 | 3 | - | 1 | 18 | - | - | - | 2 | | | | | | | | | |
| Dowagiac | 7 | 2 | - | - | - | 3 | 1 | 1 | - | 5 | - | 1 | - | - | - | - | - | - | - | - | 6 | - | - | 1 | - | | | | | | | | | |
| Charlevoix rural | 2 | 1 | - | - | - | 2 | - | - | - | 2 | - | - | - | - | - | - | - | - | - | - | 2 | - | - | - | - | | | | | | | | | |
| Boyne City | 4 | 3 | - | - | - | 3 | - | 1 | - | 4 | - | - | - | - | - | - | - | - | - | - | 4 | - | - | - | - | | | | | | | | | |
| Charlevoix | 5 | 2 | 1 | - | - | 3 | 1 | - | - | 4 | 1 | - | - | - | - | - | - | - | - | - | 5 | - | - | - | - | | | | | | | | | |
| Cheboygan rural | 4 | - | - | - | - | 1 | - | - | - | 1 | - | - | - | - | - | - | 1 | - | - | - | 2 | 1 | 1 | - | - | | | | | | | | | |
| Cheboygan | 7 | 4 | - | - | - | 4 | - | - | - | 4 | - | 1 | 1 | - | - | - | - | 1 | 1 | - | 7 | - | - | - | - | | | | | | | | | |
| Chippewa rural | 5 | 2 | - | - | - | 3 | - | - | - | 3 | - | - | - | - | - | - | 1 | - | - | - | 5 | - | - | - | - | | | | | | | | | |
| Sault Ste. Marie | 26 | 10 | 1 | 1 | 2 | 14 | 1 | - | - | 15 | 1 | 2 | 1 | 1 | 1 | 1 | - | - | - | - | 22 | 3 | - | - | 1 | | | | | | | | | |
| Clare | 4 | 2 | - | - | 2 | 4 | - | - | - | 4 | - | - | - | - | - | - | - | - | - | - | 4 | - | - | - | - | | | | | | | | | |
| Clinton rural | 26 | 9 | 1 | 3 | - | 13 | 1 | 4 | - | 18 | 1 | 1 | 1 | 1 | 1 | - | 1 | - | 1 | - | 24 | 2 | - | - | - | | | | | | | | | |
| St. Johns | 4 | - | - | - | - | 2 | - | - | - | 2 | 1 | - | 1 | - | - | - | - | - | - | - | 4 | - | - | - | - | | | | | | | | | |
| Crawford | 3 | 1 | - | - | - | 1 | - | - | - | 1 | 1 | 1 | - | - | - | - | - | - | - | - | 3 | - | - | - | - | | | | | | | | | |
| Delta rural | 18 | 5 | 1 | - | 2 | 8 | 1 | - | 1 | 10 | 1 | 1 | - | - | 1 | - | - | - | - | 1 | 14 | 3 | - | 1 | - | | | | | | | | | |
| Escanaba | 17 | 9 | - | - | 1 | 11 | - | - | - | 11 | 1 | 1 | 1 | 1 | 1 | - | - | - | - | - | 15 | 2 | - | - | - | | | | | | | | | |
| Gladstone | 4 | 2 | - | - | - | 2 | - | - | - | 2 | - | - | - | - | - | - | 1 | - | - | - | 4 | - | - | - | - | | | | | | | | | |
| Dickinson rural | 4 | 2 | - | - | - | 2 | - | - | - | 2 | 1 | - | - | - | - | - | - | - | - | - | 3 | - | 1 | - | - | | | | | | | | | |
| Iron Mountain | 6 | 1 | 1 | 1 | 2 | 5 | - | - | - | 5 | - | - | 1 | - | - | - | - | - | - | - | 6 | - | - | - | - | | | | | | | | | |
| Norway | 3 | 1 | - | - | - | 2 | - | - | - | 2 | - | - | - | - | - | - | - | - | - | - | 2 | - | 1 | - | - | | | | | | | | | |
| Kingsford | 7 | 3 | 1 | - | - | 4 | 1 | - | - | 5 | 1 | - | - | - | - | - | - | - | - | 1 | 7 | - | - | - | - | | | | | | | | | |
| Eaton rural | 26 | 6 | 2 | 2 | 1 | 11 | - | - | - | 11 | 3 | 3 | 2 | 1 | 1 | - | - | - | - | - | 21 | 1 | 1 | - | - | | | | | | | | | |
| Charlotte | 12 | 5 | 1 | 1 | - | 7 | - | - | - | 7 | 1 | 1 | - | - | 1 | - | - | - | - | - | 10 | 1 | 4 | - | - | | | | | | | | | |
| Grand Ledge | 4 | 1 | - | - | 1 | 2 | - | - | - | 2 | - | - | - | - | - | - | - | - | 1 | - | 3 | - | 1 | - | - | | | | | | | | | |
| Eaton Rapids | 1 | 1 | - | - | - | 1 | - | - | - | 1 | - | - | - | - | - | - | - | - | - | - | 1 | - | - | - | - | | | | | | | | | |
| Emmet rural | 10 | 2 | 2 | 2 | 1 | 7 | - | - | - | 7 | 1 | - | - | - | - | - | - | 1 | - | 1 | 10 | - | - | - | - | | | | | | | | | |
| Petoskey | 6 | 1 | - | - | 1 | 2 | - | - | - | 2 | - | 2 | - | - | - | 1 | - | - | - | - | 5 | - | - | 1 | - | | | | | | | | | |
| Genesee rural | 103 | 34 | 12 | 6 | 9 | 61 | 3 | 1 | 2 | 67 | 1 | 4 | 4 | 1 | 1 | 3 | 1 | 1 | 1 | 3 | 88 | 6 | 5 | 3 | 1 | | | | | | | | | |
| Fenton | 4 | 3 | - | - | - | 4 | - | - | - | 4 | - | - | - | - | - | - | - | - | - | - | 4 | - | - | - | - | | | | | | | | | |
| Flint | 165 | 54 | 20 | 14 | 11 | 99 | 9 | 2 | - | 110 | 8 | 8 | 4 | 2 | 3 | 2 | 1 | 3 | - | 2 | 143 | 7 | 5 | 3 | 7 | | | | | | | | | |
| Mt. Morris | 1 | - | - | - | - | - | - | - | - | 2 | - | - | - | - | - | - | - | - | - | - | 1 | - | - | - | - | | | | | | | | | |
| Gladwin | 4 | 1 | - | - | - | 1 | - | 1 | - | 2 | - | - | - | 1 | - | - | - | - | - | - | 3 | 1 | - | - | - | | | | | | | | | |
| Gogebic rural | 8 | 1 | 1 | 2 | 1 | 4 | 1 | 1 | - | 5 | - | - | - | - | - | - | - | - | - | - | 6 | - | - | - | 1 | | | | | | | | | |
| Bessemer | 7 | - | 3 | - | - | 4 | - | - | - | 4 | - | - | - | - | - | - | - | - | - | - | 7 | - | - | - | - | | | | | | | | | |
| Ironwood | 4 | 3 | 1 | - | - | 4 | - | - | - | 4 | - | - | - | - | - | - | - | - | - | - | 4 | - | - | - | - | | | | | | | | | |
| Wakefield | 4 | 3 | 1 | - | - | 4 | - | - | - | 4 | - | - | - | - | - | - | - | - | - | - | 4 | - | - | - | - | | | | | | | | | |
| Grand Traverse rural | 9 | 2 | - | 1 | - | 3 | - | - | - | 3 | - | - | - | - | - | 1 | - | - | - | - | 5 | | | | | | | | | | | | | |

TABLE 11 - DEATHS UNDER 5 YEARS BY DETAILED AGE AND RESIDENCE (Continued)

| AREA | Under 5 Yrs | Under 1 Day | DAYS | | | Under 1 Wk | DAYS | | | Under 4 Wks | MONTHS | | | | | | | | | | | Under 1 Yr | YEARS | | | | |
|--------------------|-------------|-------------|------|---|-----|------------|------|-------|-------|-------------|--------|----|---|---|---|---|---|---|---|----|----|------------|-------|---|---|---|---|
| | | | 1 | 2 | 3-6 | | 7-13 | 14-20 | 21-27 | | 1 | 2 | 3 | 4 | 5 | 6 | 7 | 8 | 9 | 10 | 11 | | 1 | 2 | 3 | 4 | |
| Luce rural | 5 | 3 | - | - | - | 3 | 1 | - | - | 4 | - | - | - | - | - | - | - | - | - | - | - | - | 4 | - | - | - | 1 |
| Newberry | 4 | 1 | 1 | - | - | 2 | - | - | - | 2 | 1 | - | - | - | - | - | - | - | - | - | - | - | 4 | - | - | - | - |
| Mackinac rural | 8 | 3 | - | - | - | 3 | - | - | - | 3 | - | 1 | 1 | - | - | - | - | - | - | - | - | - | 6 | 1 | - | 1 | - |
| St. Ignace | 3 | 1 | - | - | - | 1 | - | - | - | 1 | - | - | - | - | - | - | - | - | - | - | - | - | 3 | - | - | - | - |
| Macomb rural | 92 | 28 | 9 | 4 | 4 | 45 | 2 | 2 | - | 49 | 7 | 6 | 3 | 2 | 2 | 3 | 1 | - | 1 | 1 | 1 | 78 | 11 | 1 | 1 | 1 | |
| Mt. Clemens | 16 | 2 | 3 | 1 | 3 | 9 | 1 | - | 1 | 11 | 2 | 1 | - | 1 | - | - | - | - | - | - | - | 15 | 1 | - | - | - | |
| Centerline | 6 | 2 | - | 2 | 1 | 5 | - | - | - | 5 | - | - | - | - | - | - | - | - | - | - | - | 5 | - | - | - | - | |
| East Detroit | 17 | 10 | 1 | - | 1 | 12 | - | - | 1 | 13 | - | - | - | 1 | - | - | - | - | - | - | - | 16 | - | - | - | 1 | |
| Roseville | 18 | 6 | 2 | 2 | 5 | 15 | - | - | - | 15 | 2 | - | - | - | - | - | - | - | - | - | - | 17 | - | - | - | 1 | |
| Romeo | 2 | - | - | - | 1 | 1 | - | 1 | - | 2 | - | - | - | - | - | - | - | - | - | - | - | 2 | - | - | - | - | |
| St. Clair Shores | 14 | 7 | - | 2 | 1 | 10 | - | - | - | 10 | - | - | - | 1 | - | - | - | - | - | - | - | 13 | - | - | 1 | - | |
| Manistee rural | 7 | 3 | - | - | - | 3 | - | - | - | 3 | 1 | - | 1 | - | - | - | - | - | - | - | - | 6 | - | - | 1 | - | |
| Manistee | 6 | 3 | 2 | - | - | 5 | 1 | - | - | 6 | - | - | - | - | - | - | - | - | - | - | - | 6 | - | - | - | - | |
| Marquette rural | 7 | 2 | 1 | 1 | - | 4 | - | - | - | 4 | 1 | - | - | - | - | - | - | - | - | - | - | 5 | - | 1 | 1 | - | |
| Ishpeming | 7 | 1 | 1 | 1 | - | 3 | - | - | - | 3 | - | - | - | - | - | - | - | - | - | 1 | - | 4 | - | - | - | 3 | |
| Marquette | 13 | 4 | 1 | - | 2 | 7 | - | - | - | 7 | - | 1 | 1 | - | - | - | - | - | - | 1 | - | 11 | 2 | - | - | - | |
| Negaunee | 6 | 4 | 1 | - | - | 5 | - | - | - | 5 | - | - | - | - | - | - | - | - | - | - | - | 5 | - | - | - | 1 | |
| Mason rural | 3 | - | 1 | 1 | - | 2 | - | - | - | 2 | - | - | - | - | - | - | - | - | - | - | - | 3 | - | - | - | - | |
| Ludington | 10 | 3 | - | - | 2 | 5 | - | - | - | 5 | 3 | - | 1 | 1 | - | - | - | - | - | - | - | 10 | - | - | - | - | |
| Mecosta rural | 7 | - | - | - | - | - | - | - | - | 1 | 1 | 2 | 2 | - | - | - | - | - | - | - | - | 6 | - | - | - | 1 | |
| Big Rapids | 5 | 2 | - | 1 | - | 3 | - | - | - | 3 | - | 1 | 1 | 2 | - | - | - | - | - | - | - | 5 | - | - | - | - | |
| Menominee rural | 11 | 4 | 1 | 1 | 1 | 7 | 1 | - | - | 8 | - | - | - | - | - | - | - | - | - | - | - | 9 | 2 | - | - | - | |
| Menominee | 7 | 4 | - | 1 | - | 5 | - | 1 | - | 6 | - | - | - | - | - | - | - | - | - | - | - | 6 | - | 1 | - | - | |
| Midland rural | 23 | 4 | - | 1 | 4 | 9 | - | 1 | - | 10 | 2 | 1 | 1 | 1 | - | - | - | - | 3 | 1 | - | 19 | 1 | 1 | 2 | 1 | |
| Midland | 11 | 4 | - | 1 | 1 | 6 | - | - | - | 6 | 1 | 1 | - | - | - | - | - | - | - | - | - | 10 | 1 | 1 | - | - | |
| Missaukee | 4 | 1 | - | - | 1 | 2 | - | - | - | 2 | - | - | - | - | - | - | - | - | - | - | - | 3 | 1 | - | - | - | |
| Monroe rural | 44 | 12 | 2 | 2 | 6 | 22 | 4 | - | 3 | 29 | 1 | 1 | 3 | 3 | - | - | - | - | 1 | 2 | 1 | 41 | 2 | 2 | - | 1 | |
| Monroe | 24 | 6 | 4 | 1 | 1 | 12 | 1 | - | 1 | 14 | - | 1 | - | - | - | - | - | - | - | - | - | 19 | 2 | 1 | 1 | 1 | |
| Milan (Part) | - | - | - | - | - | - | - | - | - | - | - | - | - | - | - | - | - | - | - | - | - | - | - | - | - | - | |
| Montcalm rural | 22 | 5 | - | 2 | 3 | 10 | 1 | 1 | - | 12 | - | 3 | 1 | - | - | - | - | - | - | - | - | 19 | - | - | 2 | 1 | |
| Greenville | 9 | 4 | - | - | 1 | 5 | 1 | - | - | 6 | - | 2 | - | 1 | - | - | - | - | - | - | - | 9 | - | - | - | - | |
| Montmorency | 2 | 1 | - | - | - | 1 | - | - | - | 1 | - | - | - | - | - | - | - | - | - | - | - | 1 | - | 1 | - | - | |
| Muskegon rural | 45 | 14 | 5 | 2 | - | 21 | 3 | 1 | - | 25 | - | 1 | 5 | 1 | 1 | 2 | - | - | 1 | - | - | 36 | 6 | - | 1 | 2 | |
| Muskegon | 60 | 16 | 5 | 8 | 5 | 34 | 4 | 1 | 1 | 40 | 1 | 2 | 3 | 1 | 1 | 2 | 2 | 2 | - | 1 | - | 55 | 3 | - | - | 2 | |
| Muskegon Hts. | 22 | 7 | - | 1 | 3 | 11 | 1 | - | 1 | 13 | - | - | - | - | - | - | - | - | - | - | - | 18 | 2 | 1 | 1 | - | |
| Newaygo rural | 14 | 2 | - | - | 1 | 3 | - | 1 | - | 4 | 1 | 2 | - | - | - | - | - | - | - | - | - | 13 | 1 | - | - | - | |
| Fremont | 2 | 1 | - | - | - | 1 | - | - | - | 1 | - | - | - | - | - | - | - | - | - | - | - | 1 | - | - | 1 | - | |
| Oakland rural | 150 | 39 | 11 | 8 | 10 | 68 | 3 | 5 | 3 | 79 | 14 | 11 | 5 | 3 | 2 | 2 | 3 | 4 | 1 | 2 | 1 | 127 | 8 | 8 | 4 | 3 | |
| Birmingham | 10 | 4 | - | 1 | 1 | 6 | - | - | - | 6 | 2 | 1 | - | - | - | - | - | - | - | - | - | 9 | - | - | 1 | - | |
| Ferrisdale | 23 | 9 | 1 | - | 3 | 13 | - | - | 1 | 14 | 1 | - | - | - | - | - | - | - | - | - | - | 19 | 3 | - | - | - | |
| Pontiac | 73 | 26 | 5 | 4 | 2 | 37 | 4 | 8 | 1 | 50 | 6 | 6 | 1 | 2 | - | - | - | - | - | - | - | 67 | 2 | 1 | - | 1 | |
| Rochester | 5 | - | 1 | - | 1 | 7 | 1 | 1 | 1 | 4 | - | - | - | - | - | - | - | - | - | - | - | 4 | 1 | - | - | - | |
| Berkley | 12 | 4 | 1 | - | 1 | 7 | - | 1 | 1 | 9 | 1 | - | - | - | - | - | - | - | - | - | - | 11 | 1 | - | - | - | |
| Clawson | 3 | 2 | - | - | 1 | 3 | - | - | - | 3 | - | - | - | - | - | - | - | - | - | - | - | 4 | - | - | - | - | |
| Pleasant Ridge | 3 | 2 | - | - | 1 | 3 | - | - | - | 3 | - | - | - | - | - | - | - | - | - | - | - | 3 | - | - | - | - | |
| Royal Oak | 52 | 17 | 4 | 4 | 7 | 32 | - | 2 | - | 34 | - | 1 | 2 | 2 | - | - | - | - | - | - | - | 43 | 3 | 2 | 4 | - | |
| Hazel Park | 12 | 5 | - | 1 | 2 | 8 | 1 | - | - | 9 | - | - | - | 1 | - | - | - | - | - | - | - | 10 | 1 | - | - | 1 | |
| Holly | 2 | 2 | - | 1 | 1 | 2 | - | - | - | 2 | - | - | - | - | - | - | - | - | - | - | - | 2 | - | - | - | - | |
| Huntington Woods | 5 | 2 | - | - | 1 | 3 | 1 | - | - | 4 | - | - | - | - | - | - | - | - | - | - | - | 5 | - | - | - | - | |
| Northville (Part) | - | - | - | - | - | - | - | - | - | - | - | - | - | - | - | - | - | - | - | - | - | - | - | - | - | - | |
| Oak Park | 11 | 7 | 2 | - | 1 | 10 | - | - | - | 10 | - | - | 1 | - | - | - | - | - | - | - | - | 11 | - | - | - | - | |
| Oceana | 17 | 5 | - | - | 2 | 7 | - | - | - | 7 | 2 | 1 | - | - | - | - | - | - | - | - | - | 13 | - | 3 | - | 1 | |
| Ogemaw | 9 | 4 | 1 | 1 | 1 | 7 | 1 | - | - | 8 | - | - | - | - | - | - | - | - | - | - | - | 8 | - | 1 | - | - | |
| Ontonagon | 8 | 2 | 1 | 1 | - | 4 | - | - | - | 4 | 1 | - | - | - | - | - | - | - | - | - | - | 6 | - | 1 | - | - | |
| Osceola | 10 | 5 | - | - | 1 | 6 | 1 | - | - | 7 | - | - | - | - | - | - | - | - | - | - | - | 9 | - | - | - | 1 | |
| Oscoda | 3 | 1 | - | - | - | 1 | - | - | - | 1 | - | - | 2 | - | - | - | - | - | - | - | - | 3 | - | - | - | - | |
| Otsego | 2 | 1 | - | - | - | - | - | - | - | 1 | - | - | - | - | - | - | - | - | - | - | - | 1 | - | - | - | 1 | |
| Ottawa rural | 30 | 9 | 1 | 2 | - | 12 | 3 | 1 | - | 16 | 6 | 2 | - | - | - | - | - | - | - | - | - | 25 | 2 | 1 | - | 2 | |
| Grand Haven | 5 | 2 | - | - | 2 | 4 | 1 | - | - | 5 | - | - | - | - | - | - | - | - | - | - | - | 5 | - | - | - | - | |
| Holland | 4 | 1 | - | - | - | 1 | - | - | - | 1 | - | - | - | - | - | - | - | - | - | - | - | 3 | - | - | - | - | |
| Zeeland | 1 | 1 | - | - | - | 1 | - | - | - | 1 | - | - | - | - | - | - | - | - | - | - | - | 1 | - | - | - | - | |
| Presque Isle rural | 4 | - | - | - | - | 2 | - | - | - | 2 | 1 | - | - | - | - | - | - | - | - | - | - | 3 | - | 1 | - | - | |
| Rogers City | 2 | 1 | - | - | - | 1 | - | 1 | - | 2 | - | - | - | - | - | - | - | - | - | - | - | 2 | - | - | - | - | |
| Roscommon | 3 | - | - | - | 1 | 1 | - | - | 1 | 2 | - | 1 | - | - | - | - | - | - | - | - | - | 3 | - | - | - | - | |
| Saginaw rural | 60 | 13 | 6 | 7 | 3 | 29 | - | - | 1 | 30 | 6 | 1 | 2 | 1 | 1 | 2 | - | - | 1 | 2 | 2 | 48 | 6 | 1 | 1 | 4 | |
| Saginaw | 85 | 23 | 8 | 9 | 3 | 43 | 1 | 2 | - | 46 | 4 | 6 | 4 | 6 | 2 | 1 | 1 | 1 | - | 1 | 2 | 74 | 7 | 2 | 1 | 1 | |
| Sanilac | 26 | 10 | 2 | 1 | 2 | 15 | 2 | 1 | - | 18 | 1 | 1 | 1 | - | - | - | - | - | - | - | - | 23 | 3 | - | - | - | |
| Schoolcraft rural | 2 | 1 | 1 | - | - | 2 | - | - | - | 2 | - | - | - | - | - | - | - | - | - | - | - | 2 | - | - | - | - | |
| Manistique | 27 | 5 | 1 | 2 | 2 | 10 | 2 | 2 | - | 14 | - | 1 | 2 | - | - | - | - | - | - | - | - | 21 | 3 | 1 | 1 | 1 | |
| Shiawassee rural | 3 | - | - | - | - | 1 | - | - | - | 1 | - | - | - | - | - | - | - | - | - | - | - | 3 | - | - | - | - | |
| Durand | 19 | 5 | 1 | 3 | 1 | 10 | - | - | 2 | 12 | 2 | 1 | 1 | 1 | 1 | 1 | - | - | - | - | - | 18 | 1 | - | - | - | |
| Owosso | 3 | - | - | - | 2 | 2 | - | - | - | 16 | 2 | 1 | 2 | 1 | 1 | 1 | 1 | - | - | - | - | 25 | 4 | 1 | 2 | 1 | |
| St. Clair rural | 33 | 8 | 3 | 1 | 2 | 14 | 2 | - | - | 1 | - | - | - | - | - | - | - | - | - | - | - | 1 | - | - | - | - | |
| Marine City | 1 | - | - | - | 1 | 1 | - | - | - | 1 | - | - | - | - | - | - | - | - | - | - | - | 1 | - | - | - | - | |
| Port Huron | 27 | 8 | 2 | 1 | 6 | 17 | 1 | - | - | 18 | 3 | 1 | - | - | - | - | - | - | - | - | - | 24 | 1 | 1 | 1 | - | |
| St. Clair | 4 | 2 | 2 | - | - | 4 | - | - | - | 4 | - | - | - | - | - | - | - | - | - | - | - | 4 | - | - | - | - | |
| Algonac | 1 | - | - | - | - | - | - | - | - | - | - | - | - | - | - | - | - | - | - | - | - | 1 | - | - | - | - | |
| St. Joseph rural | 9 | 5 | 1 | | | | | | | | | | | | | | | | | | | | | | | | |

TABLE 12 - BIRTHS, DEATHS, DEATHS UNDER 1 YEAR, DEATHS UNDER 4 WEEKS, MATERNAL DEATHS, MARRIAGES, AND DIVORCES, AND RATES BY COUNTY; POPULATION MICHIGAN, 1951

(Deaths exclusive of stillbirths. Births and deaths by county of occurrence and residence. Marriages by county of license. Divorces by county of decree. Birth rate, death rate, rate of persons married, and rate of persons divorced per 1,000 population. Death rates under 1 year, under 4 weeks, and maternal death rates per 1,000 live births.)

| AREA | Population Estimates July 1, 1951 | O C C U R R E N C E | | | | R E S I D E N C E | | | | | | | | MARRIAGES | | DIVORCES* | | | |
|----------------|-----------------------------------|---------------------|------|--------|------|-------------------|------|----------|--------|----------|----------|--------|----------------------|-----------|-----------------------|-----------|------|--------|-----|
| | | Live Births | | Deaths | | Live Births | | Deaths | | | | Number | Rate Persons Married | Number | Rate Persons Divorced | | | | |
| | | Number | Rate | Number | Rate | Number | Rate | All Ages | Infant | Neonatal | Maternal | | | | | Number | Rate | | |
| STATE | 6,545,000 | 172,024 | 26.3 | 58,938 | 9.0 | 172,451 | 26.3 | 59,181 | 9.0 | 4,505 | 26.1 | 3,296 | 19.1 | 94 | 0.5 | 53,411 | 16.3 | 15,446 | 4.7 |
| Alcona | 5,660 | 105 | 18.6 | 35 | 6.2 | 122 | 21.6 | 54 | 9.5 | 1 | 8.2 | 1 | 8.2 | - | 0 | 61 | 21.6 | 7 | 2.5 |
| Alger | 9,540 | 169 | 17.7 | 81 | 8.5 | 241 | 25.3 | 113 | 11.8 | 8 | 33.2 | 7 | 29.0 | 1 | 4.1 | 65 | 13.6 | - | 0 |
| Allegan | 48,690 | 963 | 19.8 | 469 | 9.6 | 1,247 | 25.6 | 507 | 10.4 | 38 | 30.5 | 28 | 22.5 | - | 0 | 343 | 14.1 | 91 | 3.7 |
| Alpena | 22,090 | 751 | 34.0 | 259 | 11.7 | 593 | 26.8 | 237 | 10.7 | 21 | 35.4 | 11 | 18.5 | - | 0 | 157 | 14.2 | 15 | 1.4 |
| Antrim | 10,370 | 129 | 12.4 | 101 | 9.7 | 207 | 20.0 | 129 | 12.4 | 7 | 33.8 | 6 | 29.0 | - | 0 | 81 | 15.6 | 19 | 3.7 |
| Arenac | 9,730 | 178 | 18.3 | 102 | 10.5 | 214 | 22.0 | 119 | 12.2 | 7 | 32.7 | 4 | 18.7 | 1 | 4.7 | 80 | 16.4 | 11 | 2.3 |
| Baraga | 7,360 | 68 | 9.2 | 62 | 8.4 | 175 | 23.8 | 95 | 12.9 | 4 | 22.9 | 3 | 17.1 | - | 0 | 54 | 14.7 | 6 | 1.6 |
| Barry | 27,310 | 568 | 20.8 | 241 | 8.8 | 598 | 21.9 | 282 | 10.3 | 9 | 15.0 | 5 | 8.4 | - | 0 | 171 | 12.5 | 73 | 5.3 |
| Bay | 89,510 | 2,693 | 30.1 | 856 | 9.6 | 2,555 | 28.5 | 842 | 9.4 | 63 | 24.7 | 46 | 18.0 | 3 | 1.2 | 785 | 17.5 | 161 | 3.6 |
| Benzie | 6,140 | 215 | 26.4 | 86 | 10.6 | 198 | 23.1 | 97 | 11.9 | 2 | 10.6 | 1 | 5.3 | - | 0 | 62 | 15.2 | 12 | 2.9 |
| Berrien | 121,760 | 3,177 | 26.1 | 1,068 | 8.8 | 3,232 | 26.5 | 1,130 | 9.3 | 78 | 24.1 | 54 | 16.7 | 1 | 0.3 | 1,078 | 17.7 | 366 | 6.0 |
| Branch | 30,660 | 638 | 20.8 | 318 | 10.4 | 623 | 20.3 | 312 | 10.2 | 11 | 17.7 | 8 | 12.8 | 1 | 1.6 | 167 | 10.9 | 63 | 4.1 |
| Calhoun | 126,080 | 3,769 | 29.9 | 1,352 | 10.7 | 3,340 | 26.5 | 1,221 | 9.7 | 90 | 26.9 | 66 | 19.8 | - | 0 | 1,074 | 17.0 | 480 | 7.6 |
| Cass | 29,210 | 376 | 12.9 | 271 | 9.3 | 649 | 22.2 | 359 | 12.3 | 24 | 37.0 | 13 | 20.0 | 1 | 1.5 | 169 | 11.6 | 35 | 2.4 |
| Charlevoix | 12,580 | 198 | 15.7 | 149 | 11.8 | 281 | 22.3 | 182 | 14.5 | 11 | 39.1 | 10 | 35.6 | - | 0 | 114 | 18.1 | 26 | 4.1 |
| Cheboygan | 12,920 | 369 | 28.6 | 161 | 12.5 | 326 | 25.2 | 176 | 13.6 | 9 | 27.6 | 5 | 15.3 | - | 0 | 105 | 16.3 | 16 | 2.5 |
| Chippewa | 29,700 | 861 | 29.0 | 254 | 8.6 | 800 | 26.9 | 271 | 9.1 | 27 | 33.8 | 18 | 22.5 | 1 | 1.2 | 298 | 20.1 | 37 | 2.5 |
| Clare | 10,010 | 138 | 13.8 | 85 | 8.5 | 271 | 27.1 | 100 | 10.0 | 4 | 14.8 | 4 | 14.8 | - | 0 | 91 | 18.2 | 22 | 4.4 |
| Clinton | 31,170 | 615 | 19.7 | 291 | 9.3 | 848 | 27.2 | 314 | 10.1 | 28 | 33.0 | 20 | 23.6 | - | 0 | 173 | 11.1 | 33 | 2.1 |
| Crawford | 4,050 | 246 | 60.7 | 73 | 18.0 | 87 | 21.5 | 42 | 10.4 | 3 | 34.5 | 1 | 11.5 | - | 0 | 36 | 17.8 | 3 | 1.5 |
| Delta | 32,230 | 909 | 28.2 | 359 | 11.1 | 884 | 27.4 | 409 | 12.7 | 33 | 37.3 | 23 | 26.0 | - | 0 | 271 | 16.8 | 38 | 2.4 |
| Dickinson | 24,700 | 619 | 25.1 | 318 | 12.9 | 500 | 20.2 | 272 | 11.0 | 18 | 36.0 | 14 | 28.0 | - | 0 | 273 | 22.1 | 33 | 2.7 |
| Eaton | 41,400 | 545 | 13.2 | 307 | 7.4 | 1,062 | 25.7 | 412 | 10.0 | 35 | 33.0 | 21 | 19.8 | 1 | 0.9 | 238 | 11.5 | 77 | 3.7 |
| Emmet | 16,130 | 571 | 35.4 | 252 | 15.6 | 386 | 23.9 | 206 | 12.8 | 15 | 36.9 | 9 | 23.3 | - | 0 | 132 | 16.4 | 23 | 2.9 |
| Genesee | 283,090 | 8,712 | 30.8 | 2,085 | 7.4 | 8,244 | 29.1 | 2,145 | 7.6 | 236 | 28.6 | 181 | 22.0 | 2 | 0.2 | 2,334 | 16.5 | 829 | 5.9 |
| Gladwin | 9,260 | 209 | 22.6 | 95 | 10.3 | 227 | 24.5 | 98 | 10.6 | 3 | 13.2 | 2 | 8.8 | 1 | 4.4 | 81 | 17.5 | 7 | 1.5 |
| Gogebic | 26,890 | 757 | 28.2 | 329 | 12.2 | 566 | 21.0 | 325 | 12.1 | 17 | 30.0 | 13 | 23.0 | 1 | 1.8 | 216 | 16.2 | 27 | 2.0 |
| Grand Traverse | 29,250 | 1,101 | 37.6 | 619 | 21.2 | 742 | 25.4 | 266 | 9.1 | 14 | 18.9 | 10 | 13.5 | 1 | 1.3 | 278 | 19.0 | 55 | 3.8 |
| Gratiot | 33,520 | 769 | 22.9 | 362 | 10.8 | 896 | 26.7 | 362 | 10.8 | 20 | 22.3 | 15 | 16.7 | - | 0 | 242 | 14.4 | 59 | 3.5 |
| Hillsdale | 31,830 | 533 | 16.7 | 341 | 10.7 | 710 | 22.3 | 396 | 12.4 | 8 | 11.3 | 7 | 9.9 | - | 0 | 178 | 11.2 | 69 | 4.3 |
| Houghton | 38,920 | 805 | 20.7 | 577 | 14.8 | 694 | 17.8 | 571 | 14.7 | 22 | 31.7 | 13 | 18.7 | 1 | 1.4 | 293 | 15.1 | 38 | 2.0 |
| Huron | 32,610 | 954 | 29.3 | 302 | 9.3 | 931 | 28.5 | 319 | 9.8 | 9 | 26.9 | 19 | 20.4 | - | 0 | 261 | 16.0 | 33 | 2.0 |
| Ingham | 179,520 | 5,795 | 32.3 | 1,481 | 8.2 | 4,937 | 27.5 | 1,443 | 8.0 | 108 | 21.9 | 83 | 16.8 | - | 0 | 1,600 | 17.8 | 603 | 6.7 |
| Ionia | 38,840 | 497 | 12.8 | 359 | 9.2 | 956 | 24.6 | 435 | 11.2 | 19 | 19.9 | 17 | 17.8 | 1 | 1.0 | 251 | 12.9 | 62 | 3.2 |
| Iosco | 10,700 | 130 | 12.1 | 97 | 9.1 | 275 | 25.7 | 133 | 12.4 | 7 | 25.5 | 4 | 14.5 | - | 0 | 89 | 16.6 | 7 | 1.3 |
| Iron | 17,160 | 430 | 25.1 | 202 | 11.8 | 385 | 22.4 | 218 | 12.7 | 11 | 28.6 | 6 | 15.6 | - | 0 | 155 | 18.1 | 20 | 2.3 |
| Isabella | 28,490 | 870 | 30.5 | 213 | 7.7 | 733 | 25.7 | 239 | 8.4 | 23 | 31.4 | 16 | 21.8 | - | 0 | 228 | 16.0 | 28 | 2.0 |
| Jackson | 111,940 | 2,927 | 26.1 | 1,100 | 9.8 | 2,749 | 24.6 | 1,082 | 9.7 | 91 | 33.1 | 68 | 24.7 | 1 | 0.4 | 845 | 15.1 | 397 | 7.1 |
| Kalamazoo | 130,710 | 3,467 | 26.5 | 1,475 | 11.3 | 3,500 | 26.8 | 1,201 | 9.2 | 75 | 21.4 | 57 | 16.3 | - | 0 | 1,038 | 15.9 | 431 | 6.6 |
| Kalkaska | 4,440 | 13 | 2.9 | 24 | 5.4 | 95 | 21.4 | 45 | 10.1 | 3 | 31.6 | 3 | 31.6 | - | 0 | 24 | 10.8 | 4 | 1.8 |
| Kent | 294,510 | 8,762 | 29.8 | 2,968 | 10.1 | 8,324 | 28.3 | 2,820 | 9.6 | 174 | 20.9 | 129 | 15.5 | 1 | 0.1 | 2,694 | 18.3 | 744 | 5.1 |
| Keweenaw | 2,930 | 1 | 0.3 | 16 | 5.5 | 26 | 8.9 | 33 | 11.3 | - | 0 | - | 0 | - | 0 | 19 | 13.0 | - | 0 |
| Lake | 5,030 | 25 | 5.0 | 55 | 10.9 | 93 | 18.5 | 79 | 15.7 | 2 | 21.5 | 2 | 21.5 | - | 0 | 15 | 6.0 | 3 | 1.2 |
| Lapeer | 36,490 | 439 | 12.0 | 325 | 8.9 | 790 | 21.7 | 372 | 10.2 | 21 | 26.6 | 15 | 19.0 | 1 | 1.3 | 253 | 13.9 | 58 | 3.2 |
| Leelanau | 8,740 | 10 | 1.1 | 45 | 5.1 | 226 | 25.9 | 88 | 10.1 | 4 | 8.8 | 2 | 8.8 | - | 0 | 38 | 8.7 | - | 0 |
| Lenawee | 67,380 | 1,995 | 29.6 | 587 | 8.7 | 1,827 | 27.1 | 675 | 10.0 | 46 | 25.2 | 35 | 19.2 | 3 | 1.6 | 392 | 11.6 | 161 | 4.7 |
| Livingston | 27,620 | 463 | 16.8 | 301 | 10.9 | 643 | 23.3 | 315 | 11.4 | 20 | 31.1 | 10 | 15.6 | - | 0 | 191 | 13.8 | 37 | 2.7 |
| Luce | 7,790 | 191 | 24.5 | 211 | 27.1 | 161 | 20.7 | 58 | 7.4 | 8 | 49.7 | 6 | 37.3 | - | 0 | 41 | 10.5 | 6 | 1.5 |
| Mackinac | 9,110 | 75 | 8.2 | 73 | 8.0 | 227 | 24.9 | 102 | 11.2 | 9 | 39.6 | 4 | 17.6 | - | 0 | 75 | 16.5 | 11 | 2.4 |
| Macomb | 200,870 | 3,132 | 15.6 | 1,126 | 5.6 | 6,223 | 31.0 | 1,362 | 6.8 | 146 | 23.5 | 105 | 16.9 | 2 | 0.3 | 1,448 | 14.4 | 498 | 5.0 |
| Manistee | 17,940 | 369 | 20.6 | 220 | 12.3 | 415 | 23.1 | 243 | 13.5 | 12 | 28.9 | 9 | 21.7 | - | 0 | 110 | 12.3 | 4 | 0.4 |
| Marquette | 47,560 | 1,224 | 25.7 | 541 | 11.4 | 1,123 | 23.6 | 537 | 11.3 | 25 | 23.3 | 19 | 16.9 | - | 0 | 386 | 16.2 | 59 | 2.5 |
| Mason | 20,050 | 460 | 22.9 | 227 | 11.3 | 484 | 24.1 | 252 | 12.6 | 13 | 26.9 | 7 | 14.5 | 1 | 2.1 | 166 | 16.6 | 35 | 3.5 |
| Mcosta | 18,340 | 297 | 16.2 | 193 | 10.5 | 423 | 23.1 | 204 | 11.1 | 11 | 26.0 | 3 | 7.1 | 1 | 2.4 | 147 | 16.0 | 33 | 3.6 |
| Menominee | 25,200 | 656 | 26.0 | 262 | 10.4 | 582 | 23.1 | 247 | 9.8 | 15 | 25.8 | 14 | 24.1 | - | 0 | 212 | 16.8 | 16 | 1.3 |
| Midland | 36,800 | 1,049 | 28.5 | 185 | 5.0 | 1,097 | 29.8 | 218 | 5.9 | 29 | 26.4 | 16 | 14.6 | - | 0 | 276 | 15.0 | 42 | 2.3 |
| Missaukee | 7,380 | 23 | 3.1 | 38 | 5.1 | 162 | 22.0 | 79 | 10.7 | 3 | 18.5 | 2 | 12.3 | - | 0 | 53 | 14.4 | - | 0 |
| Monroe | 79,530 | 1,662 | 20.9 | 547 | 6.9 | 2,036 | 25.6 | 628 | 7.9 | 60 | 29.5 | 43 | 21.1 | 2 | 1.0 | 812 | 20.4 | 82 | 2.1 |
| Montcalm | 31,560 | 1,147 | 36.3 | 350 | 11.1 | 716 | 22.7 | 338 | 10.7 | 28 | 39.1 | 18 | 25.1 | 1 | 1.4 | 233 | 14.8 | 75 | 4.8 |
| Montmorency | 4,050 | 14 | 3.5 | 24 | 5.9 | 80 | 19.8 | 43 | 10.6 | 1 | 12.5 | - | 0 | - | 0 | 37 | 18.3 | 7 | 3.5 |
| Muskegon | 124,950 | 3,448 | 27.6 | 1,080 | 8.6 | 3,576 | 28.6 | 1,133 | 9.1 | 109 | 30.5 | 78 | 21.8 | 3 | 0.8 | 1,124 | 18.0 | 250 | 4.0 |
| Newaygo | 22,210 | 509 | 26.5 | 213 | 9.6 | 562 | 25.3 | 236 | 10.6 | 14 | 24.9 | | | | | | | | |

MICHIGAN BIRTHS-1951

TOTAL
LIVE BIRTHS
172,451

MALES — 88,664 51.4%
FEMALES — 83,787 48.6%

WHITE — 156,948 91.0%
NEGRO — 15,251 8.8%
OTHER — 252 0.2%

SINGLE — 168,880 97.9%
TWINS — 3,503 2.1%
TRIPLETS — 64
QUADRUPLETS — 4

attended by
PHYSICIAN — 172,120 99.8%
OTHER — 331 0.2%

place of birth
HOSPITAL — 168,555 97.7%
HOME — 3,573 2.1%
OTHER — 323 0.2%

TABLE 13 - BIRTHS, DEATHS AND RATES BY PLACE OF OCCURRENCE AND RESIDENCE: BIRTHS BY PLACE OF DELIVERY, ATTENDANT AT BIRTH, NUMBER BORN IN PLURAL BIRTHS, SEX, COLOR, ILLEGITIMACY AND STILLBIRTHS BY PLACE OF RESIDENCE: DEATHS UNDER 1 YEAR, DEATHS UNDER 4 WEEKS, MATERNAL DEATHS, AND RATES BY PLACE OF RESIDENCE: POPULATION (Continued)

| AREA | Population Estimates July 1, 1951 | | OCCURRENCE | | | | RESIDENCE | | | | | | | | | | Deaths | | | | | | | | |
|--------------------------|-----------------------------------|--------|-------------|--------|--------|--------|-------------|-------|---------------------|---------|-------------------|-------|----------|------------|--------|--------|--------------|-------------|-----------------|---------------|-----------------|-----------------|-----------|-------|------|
| | Number | Rate | Live Births | | Deaths | Number | Live Births | | Attendant Physician | | Place of Delivery | | Sex Male | Sex Female | Color | | Illegitimacy | Stillbirths | All Ages Number | Infant Number | Neonatal Number | Maternal Number | | | |
| | | | Number | Rate | | | Number | Rate | Physician | Midwife | Hosp. | Home | | | Other | White | | | | | | | Non-White | Rate | Rate |
| Tuscola rural | 32,960 | 311 | 10.0 | 311 | 9.4 | 771 | 23.4 | 17 | 757 | 14 | 733 | 34 | 4 | 404 | 367 | 769 | 12 | 354 | 16 | 20.8 | 13 | 16.9 | - | 0 | |
| Caro State Hospital | 3,550 | 279 | 78.6 | 80 | 22.5 | 95 | 26.8 | 6 | 95 | - | 95 | - | - | 56 | 39 | 95 | 2 | 63 | 2 | 21.1 | 1 | 10.5 | - | 0 | |
| Van Buren | 2,590 | 3 | 1.2 | 21 | 8.1 | 75 | 29.0 | 0 | 75 | - | 72 | 3 | 0 | 47 | 28 | 72 | 3 | 34 | 13.1 | 1 | 13.3 | 1 | 13.3 | 0 | |
| Van Buren rural | 34,680 | 308 | 8.9 | 309 | 8.9 | 744 | 21.5 | 22 | 744 | - | 727 | 9 | 0 | 375 | 369 | 706 | 15 | 409 | 11.6 | 17 | 22.8 | 13 | 17.5 | 0 | |
| South Haven | 5,840 | 399 | 68.3 | 132 | 22.6 | 161 | 27.6 | 6 | 161 | - | 161 | - | - | 84 | 77 | 144 | 6 | 80 | 13.7 | 6 | 37.3 | 5 | 31.1 | 0 | |
| Washington rural | 64,610 | 187 | 2.9 | 265 | 4.1 | 1,784 | 27.6 | 45 | 1,784 | - | 1,753 | 30 | 1 | 913 | 871 | 1,637 | 17 | 395 | 6.0 | 39 | 21.9 | 28 | 15.7 | 2 | |
| Ann Arbor | 48,790 | 1,486 | 28.8 | 382 | 7.8 | 1,060 | 21.7 | 12 | 1,060 | - | 1,055 | 4 | 1 | 554 | 506 | 1,002 | 13 | 315 | 6.5 | 19 | 17.9 | 15 | 14.2 | 0 | |
| Ypsilanti | 18,720 | 2,229 | 119.1 | 250 | 13.4 | 656 | 35.0 | 9 | 656 | - | 650 | 6 | - | 342 | 314 | 516 | 12 | 182 | 9.7 | 16 | 24.4 | 14 | 21.3 | 1 | |
| U. of M. Hospital | | 1,208 | | 654 | | | | | | | | | | | | | | | | | | | | | 1.5 |
| Ypsilanti State Hospital | | 3 | 0 | 293 | 12.7 | 67 | 25.8 | - | 67 | - | 67 | - | - | 36 | 31 | 66 | 1 | 37 | 14.2 | 2 | 29.8 | 1 | 14.9 | - | 0 |
| Chelsea | 2,000 | - | 0 | 17 | 8.1 | 50 | 23.9 | - | 50 | - | 50 | - | - | 22 | 28 | 50 | 1 | 25 | 12.0 | 3 | 60.0 | 3 | 60.0 | - | 0 |
| Milan (part) | 170,430 | 157 | 0.9 | 572 | 3.4 | 3,342 | 19.6 | 57 | 3,342 | 3 | 3,284 | 53 | 8 | 1,716 | 1,629 | 3,280 | 37 | 911 | 5.3 | 152 | 45.4 | 114 | 34.1 | 2 | 0.6 |
| Wayne rural | 18,460 | 25 | 1.4 | 40 | 2.2 | 558 | 30.2 | 9 | 558 | - | 532 | 24 | 2 | 303 | 285 | 360 | 21 | 124 | 6.7 | 16 | 28.7 | 14 | 25.1 | - | 0 |
| Eastman | 44,160 | 1,216 | 27.5 | 380 | 8.6 | 1,021 | 23.1 | 19 | 1,021 | - | 1,005 | 16 | - | 510 | 511 | 863 | 25 | 427 | 9.7 | 31 | 30.4 | 26 | 25.5 | 0 | |
| River Rouge | 21,210 | 450 | 21.2 | 91 | 4.3 | 629 | 29.7 | 12 | 629 | - | 594 | 35 | - | 336 | 293 | 406 | 24 | 15 | 166 | 7.8 | 18 | 28.6 | 12 | 19.1 | 3 |
| Detroit | 1,892,290 | 55,485 | 29.3 | 16,032 | 8.5 | 46,374 | 24.5 | 1,056 | 46,353 | 21 | 45,326 | 1,028 | 43 | 23,846 | 22,528 | 36,107 | 1,971 | 926 | 17.4 | 9.2 | 26.7 | 932 | 20.1 | 37 | 0.8 |
| Highland Park | 47,160 | 5,965 | 126.5 | 841 | 17.8 | 307 | 19.2 | 24 | 868 | - | 868 | 9 | - | 487 | 430 | 790 | 30 | 20 | 483 | 10.2 | 34 | 37.5 | 28 | 30.9 | 1 |
| Plymouth | 7,240 | 26 | 3.6 | 30 | 4.1 | 481 | 66.4 | 4 | 481 | - | 479 | 2 | - | 252 | 229 | 480 | 14 | 86 | 11.9 | 7 | 14.6 | 6 | 12.5 | 0 | |
| Wyandotte | 38,420 | 2,689 | 73.1 | 409 | 10.6 | 1,649 | 42.9 | 21 | 1,649 | - | 1,644 | 4 | 1 | 843 | 806 | 1,637 | 3 | 301 | 7.8 | 26 | 15.8 | 17 | 10.3 | 1 | |
| Dearborn | 96,310 | 1,432 | 14.6 | 346 | 3.5 | 3,378 | 34.4 | 68 | 3,377 | 1 | 3,365 | 7 | 6 | 1,740 | 1,638 | 3,172 | 6 | 63 | 70.8 | 58 | 17.2 | 48 | 14.2 | 1 | |
| Grosse Pt. Farms | 9,480 | 849 | 89.6 | 90 | 9.5 | 119 | 12.6 | - | 119 | - | 117 | 1 | - | 70 | 51 | 116 | 24 | 63 | 6.3 | 8 | 67.2 | 7 | 58.8 | 0 | |
| Grosse Pt. Park | 13,220 | 62 | 4.7 | 62 | 4.7 | 140 | 10.6 | - | 140 | - | 140 | - | - | 146 | 125 | 140 | 3 | 9 | 6.3 | 6 | 14.3 | 7 | 58.8 | 0 | |
| Grosse Pt. | 6,490 | 467 | 72.0 | 149 | 23.0 | 271 | 41.8 | 6 | 271 | - | 271 | - | - | 142 | 125 | 267 | 1 | 5 | 106 | 16.3 | 6 | 29.5 | 7 | 25.8 | 0 |
| Grosse Pt. Woods | 10,730 | 1 | 0.1 | 27 | 2.5 | 267 | 24.9 | 6 | 267 | - | 266 | 1 | - | 142 | 125 | 267 | 1 | 5 | 53 | 4.9 | 6 | 22.5 | 5 | 18.7 | 0 |
| Inkster | 17,470 | 156 | 8.9 | 44 | 2.5 | 887 | 50.8 | 21 | 887 | - | 847 | 40 | - | 466 | 421 | 537 | 39 | 22 | 146 | 8.4 | 35 | 32.5 | 30 | 33.8 | 1 |
| Lincoln Park | 30,690 | 11 | 0.4 | 43 | 1.4 | 1,439 | 46.9 | 21 | 1,439 | - | 1,425 | 11 | 3 | 743 | 696 | 1,436 | 3 | 30 | 169 | 5.5 | 37 | 25.6 | 28 | 19.5 | 2 |
| Northville (part) | 9,730 | 1 | 0.1 | 29 | 3.0 | 309 | 31.6 | 8 | 309 | - | 307 | 1 | 1 | 156 | 151 | 309 | 12 | 4 | 82 | 8.4 | 4 | 12.9 | 3 | 9.7 | 0 |
| Melvindale | 2,990 | 239 | 79.9 | 87 | 29.1 | 91 | 30.4 | 2 | 91 | - | 90 | - | - | 37 | 54 | 91 | 1 | 5 | 50 | 17.0 | 3 | 19.2 | 0 | 0 | |
| Northville | 6,490 | 1,162 | 182.1 | 85 | 13.1 | 156 | 24.0 | 5 | 156 | - | 156 | - | - | 85 | 71 | 156 | 19 | 16 | 112 | 10.9 | 16 | 19.0 | 13 | 15.4 | 0 |
| Trenton | 10,230 | 205 | 20.0 | 33 | 3.2 | 844 | 82.5 | 6 | 844 | - | 842 | 2 | - | 444 | 400 | 808 | 5 | 11 | 58 | 5.9 | 7 | 10.7 | 6 | 15.4 | 0 |
| Wayne | 12,970 | 835 | 88.1 | 53 | 5.6 | 652 | 50.3 | 14 | 652 | - | 652 | - | - | 327 | 325 | 651 | 8 | 17 | 58 | 4.5 | 8 | 20.0 | 12 | 18.4 | 0 |
| Allen Park | 9,460 | 9 | 0.5 | 86 | 4.9 | 399 | 42.1 | 2 | 399 | - | 396 | 1 | - | 216 | 153 | 399 | 3 | 4 | 115 | 6.6 | 14 | 159.1 | 3 | 106.4 | 0 |
| Garden City | 17,470 | 167 | 20.6 | 167 | 20.6 | 167 | 20.6 | 2 | 167 | - | 157 | 9 | 1 | 85 | 82 | 167 | 4 | 8 | 81 | 10.6 | 6 | 27.7 | 6 | 20.8 | 0 |
| Livonia | 8,100 | 667 | 64.4 | 160 | 15.4 | 289 | 27.9 | 4 | 289 | - | 278 | 10 | 1 | 139 | 150 | 289 | 14 | 6 | 110 | 10.6 | 8 | 27.7 | 6 | 20.8 | 0 |

*Includes 4 quadruplets in Oakland rural.

**The population estimates for these 2 areas are as indicated. However, the birth and death statistics indicated for St. Clair rural include Marysville and the rates are compiled on the basis of the combined populations. The fact that the Marysville 1950 population was greater than 2,500 was not known until the latter part of 1951.

Note: The two cities Milan and Northville listed in this table are each located in two counties. The total population estimates are: Milan 2,810, Northville 3,250.

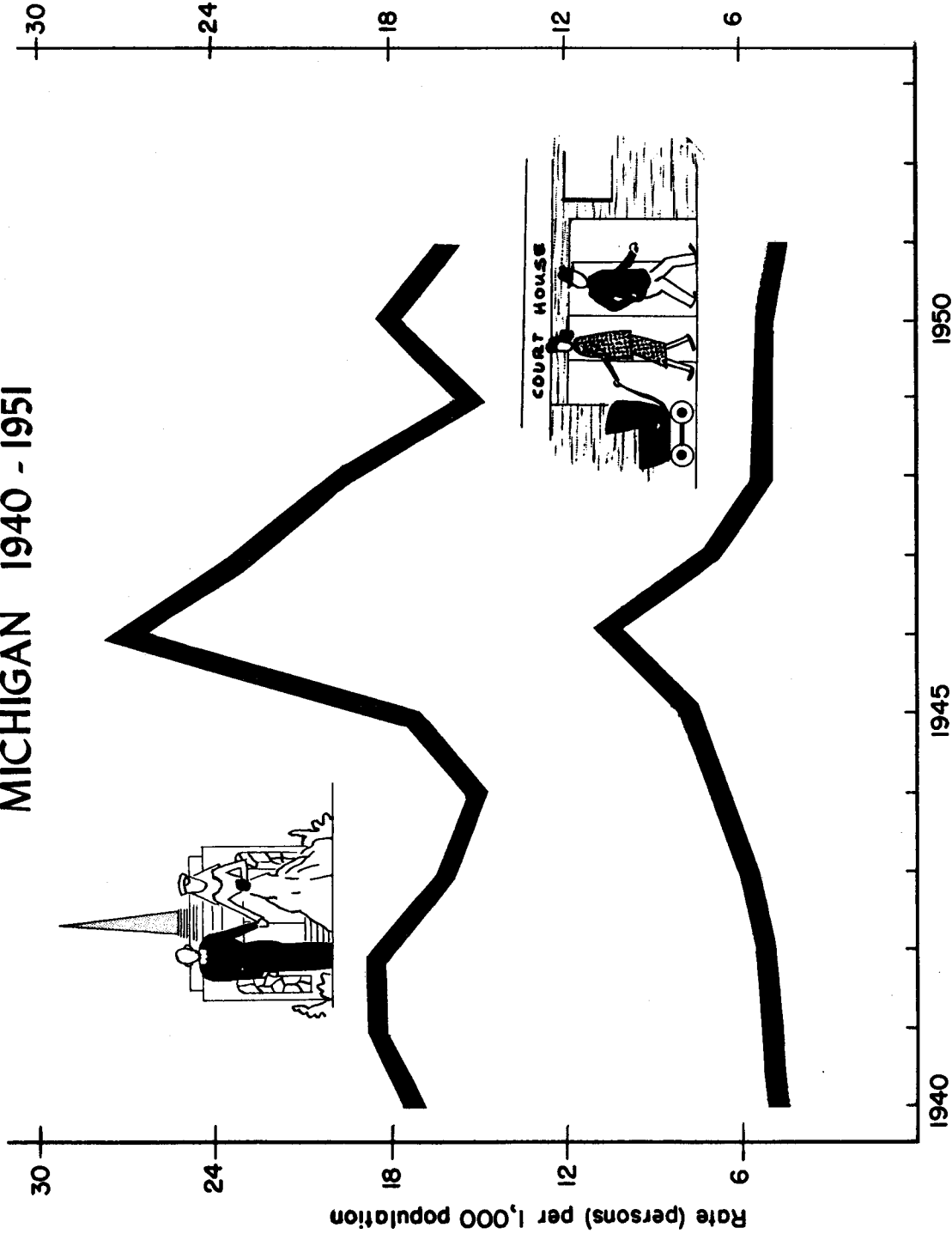
TABLE 14 - MARRIAGES BY ORDER OF MARRIAGE AND AGE OF BRIDE AND GROOM
MICHIGAN, 1951

| AGE (YEARS) | B R I D E | | | | | | G R O O M | | | | | |
|----------------|-----------|-------------------|--------|-------|-------------------|---------------|-----------|-------------------|--------|-------|-------------------|---------------|
| | Total | Order of Marriage | | | | | Total | Order of Marriage | | | | |
| | | First | Second | Third | Fourth or More | Not Stated | | First | Second | Third | Fourth or More | Not Stated |
| TOTAL | 53,411 | 41,708 | 9,317 | 1,995 | 283 | 108 | 53,411 | 42,188 | 9,110 | 1,748 | 255 | 110 |
| 15 - 19 | 17,544 | 17,272 | 236 | 5 | - | 31 | 5,750 | 5,719 | 15 | - | - | 16 |
| 20 - 24 | 19,217 | 17,650 | 1,432 | 84 | 5 | 46 | 22,945 | 22,135 | 744 | 20 | 2 | 44 |
| 25 - 29 | 6,298 | 4,217 | 1,788 | 262 | 19 | 12 | 10,911 | 9,123 | 1,636 | 125 | 5 | 22 |
| 30 - 34 | 3,188 | 1,377 | 1,492 | 282 | 33 | 4 | 4,453 | 2,862 | 1,367 | 193 | 21 | 10 |
| 35 - 39 | 2,193 | 624 | 1,245 | 280 | 40 | 4 | 2,626 | 1,121 | 1,259 | 219 | 19 | 8 |
| 40 - 44 | 1,556 | 304 | 924 | 286 | 38 | 4 | 1,736 | 525 | 946 | 230 | 33 | 2 |
| 45 - 49 | 1,141 | 130 | 721 | 246 | 41 | 3 | 1,379 | 309 | 797 | 235 | 36 | 2 |
| 50 - 54 | 849 | 78 | 538 | 192 | 39 | 2 | 1,165 | 192 | 704 | 229 | 39 | 1 |
| 55 - 59 | 588 | 19 | 395 | 144 | 30 | - | 930 | 122 | 604 | 178 | 23 | 3 |
| 60 - 64 | 430 | 16 | 292 | 99 | 21 | 2 | 642 | 41 | 448 | 123 | 28 | 2 |
| 65 - 69 | 248 | 14 | 155 | 71 | 8 | - | 488 | 33 | 337 | 94 | 24 | - |
| 70 - 74 | 111 | 3 | 74 | 28 | 6 | - | 234 | 3 | 151 | 66 | 14 | - |
| 75 & Over | 45 | 2 | 25 | 15 | 3 | - | 152 | 3 | 102 | 36 | 11 | - |
| Not Stated | 3 | 2 | - | 1 | - | - | - | - | - | - | - | - |

TABLE 15 - MARRIAGES BY RESIDENCE STATUS OF BRIDE AND GROOM
MICHIGAN, 1951

| RESIDENCE STATUS | NUMBER |
|---|--------|
| TOTAL | 53,411 |
| Both bride and groom resident of State | 49,439 |
| Bride resident, groom nonresident of State | 2,233 |
| Groom resident, bride nonresident of State | 655 |
| Both bride and groom nonresident of State | 1,076 |
| Residence status of either or both not stated | 8 |

MARRIAGES AND DIVORCES MICHIGAN 1940 - 1951



The marked fluctuations of marriages and divorces since 1940 reflect war conditions. Both marriages and divorces have declined during 1951. However, the decline in marriages reached a rate only slightly less than the rate for 1949, the year immediately prior to the outbreak of hostilities in Korea.

Divorces have declined gradually since 1946, the all-time high year following postwar demobilization. The 1951 rate of 4.7 is the lowest annual rate since 1941.

TABLE 16 - DIVORCES BY CASES CONTESTED, LIBELLANT, NUMBER OF CHILDREN; ANNULMENTS: BY COUNTY OF DECREE
MICHIGAN, 1951

| AREA | Divorces & Annulments | Annulments | D I V O R C E S | | | | | | | | | | | |
|----------------|-----------------------------|------------|-----------------|--------------------|------------|--------|----------|-------|-------|-----|-----|-----|--------------|---------------|
| | | | Total | Cases Contested | Granted to | | Children | | | | | | 5 or More | Not Stated |
| | | | | | Husband | Wife | 0 | 1 | 2 | 3 | 4 | | | |
| STATE | 15,446 | 157 | 15,289 | 1,914 | 4,078 | 11,211 | 8,626 | 3,310 | 1,997 | 818 | 310 | 190 | 38 | |
| Alcona | 7 | - | 7 | 1 | 5 | 2 | 4 | - | 1 | 1 | 1 | - | - | |
| Allegan | 91 | - | 91 | 35 | 27 | 64 | 53 | 17 | 15 | 5 | - | 1 | - | |
| Alpena | 15 | - | 15 | 4 | 4 | 11 | 5 | 2 | 3 | 3 | 2 | - | - | |
| Antrim | 19 | - | 19 | 2 | 5 | 14 | 7 | 10 | - | 1 | - | 1 | - | |
| Arenac | 11 | - | 11 | - | 1 | 10 | 5 | 1 | 4 | 1 | - | - | - | |
| Baraga | 6 | - | 6 | 1 | 2 | 4 | 2 | 2 | 1 | 1 | - | - | - | |
| Barry | 73 | - | 73 | 14 | 25 | 48 | 29 | 15 | 16 | 7 | 5 | 1 | - | |
| Bay | 161 | - | 161 | 39 | 30 | 131 | 78 | 35 | 26 | 12 | 7 | 3 | - | |
| Benzie | 12 | - | 12 | 1 | 5 | 7 | 8 | 2 | 1 | 1 | - | - | - | |
| Berrien | 366 | 1 | 365 | 90 | 101 | 264 | 208 | 90 | 39 | 16 | 8 | 3 | 1 | |
| Branch | 63 | - | 63 | 1 | 14 | 49 | 34 | 16 | 9 | 4 | - | - | - | |
| Calhoun | 480 | 3 | 477 | 101 | 116 | 361 | 219 | 136 | 86 | 22 | 9 | 5 | - | |
| Cass | 35 | - | 35 | 2 | 7 | 28 | 14 | 9 | 6 | 5 | - | 1 | - | |
| Charlevoix | 26 | - | 26 | 5 | 5 | 21 | 14 | 2 | 6 | - | 3 | 1 | - | |
| Cheboygan | 16 | - | 16 | 2 | 4 | 12 | 8 | 3 | 2 | - | - | 1 | 2 | |
| Chippewa | 37 | - | 37 | 1 | 12 | 25 | 10 | 12 | 7 | 5 | 2 | 1 | - | |
| Clare | 22 | - | 22 | 4 | 10 | 12 | 10 | 5 | 7 | - | - | - | - | |
| Clinton | 33 | - | 33 | 6 | 11 | 22 | 16 | 6 | 6 | 3 | 1 | 1 | - | |
| Crawford | 3 | - | 3 | - | 1 | 2 | - | 2 | 1 | - | - | - | - | |
| Delta | 38 | - | 38 | 1 | 10 | 28 | 15 | 9 | 5 | 6 | 1 | 2 | - | |
| Dickinson | 33 | - | 33 | 1 | 9 | 24 | 16 | 7 | 4 | 3 | - | 3 | - | |
| Eaton | 77 | - | 77 | 6 | 24 | 53 | 30 | 15 | 15 | 7 | 4 | 4 | 2 | |
| Emmet | 23 | - | 23 | 3 | 5 | 18 | 13 | 5 | 3 | - | 1 | - | 1 | |
| Genesee | 829 | 8 | 821 | 190 | 240 | 581 | 443 | 202 | 108 | 46 | 15 | 7 | - | |
| Gladwin | 7 | - | 7 | 3 | 2 | 5 | 3 | 2 | 2 | - | - | - | - | |
| Gogebic | 27 | - | 27 | 6 | 5 | 22 | 6 | 10 | 9 | 2 | - | - | - | |
| Grand Traverse | 55 | - | 55 | 4 | 8 | 47 | 28 | 8 | 7 | 8 | 3 | 1 | - | |
| Gratiot | 59 | - | 59 | 1 | 16 | 43 | 25 | 8 | 15 | 4 | 3 | 4 | - | |
| Hillsdale | 69 | - | 69 | 27 | 20 | 49 | 29 | 17 | 12 | 10 | - | 1 | - | |
| Houghton | 38 | - | 38 | 14 | 9 | 29 | 19 | 7 | 12 | - | - | - | - | |
| Huron | 33 | - | 33 | 4 | 7 | 26 | 12 | 8 | 5 | 5 | 3 | - | - | |
| Ingham | 603 | 5 | 598 | 83 | 144 | 454 | 306 | 142 | 93 | 32 | 10 | 7 | 8 | |
| Ionia | 62 | - | 62 | 15 | 17 | 45 | 31 | 14 | 8 | 6 | 3 | - | - | |
| Iosco | 7 | - | 7 | 2 | 3 | 4 | 5 | - | 2 | - | - | - | - | |
| Iron | 20 | - | 20 | 1 | 5 | 15 | 9 | 3 | 5 | 2 | - | 1 | - | |
| Isabella | 28 | - | 28 | 1 | 3 | 25 | 13 | 8 | 6 | 1 | - | - | - | |
| Jackson | 397 | 3 | 394 | 9 | 91 | 303 | 182 | 102 | 71 | 26 | 7 | 5 | 1 | |
| Kalamazoo | 431 | 11 | 420 | 18 | 97 | 323 | 207 | 94 | 61 | 31 | 14 | 13 | - | |
| Kalkaska | 4 | - | 4 | 2 | 1 | 3 | 2 | - | 1 | - | 1 | - | - | |
| Kent | 744 | 13 | 731 | 124 | 152 | 579 | 389 | 162 | 93 | 45 | 30 | 10 | 2 | |
| Lake | 3 | - | 3 | 2 | 3 | - | 2 | - | 1 | - | - | - | - | |
| Lapeer | 58 | - | 58 | 10 | 12 | 46 | 26 | 10 | 6 | 11 | 5 | - | - | |
| Lenawee | 161 | - | 161 | 4 | 51 | 110 | 74 | 47 | 25 | 9 | 1 | 5 | - | |
| Livingston | 37 | - | 37 | - | 10 | 27 | 18 | 5 | 7 | 4 | 2 | 1 | - | |
| Luce | 6 | - | 6 | - | 3 | 3 | 2 | 3 | 1 | - | - | - | - | |
| Mackinac | 11 | - | 11 | 1 | 5 | 6 | 6 | 3 | 2 | - | - | - | - | |
| Macomb | 498 | 5 | 493 | 45 | 117 | 376 | 233 | 114 | 83 | 37 | 18 | 8 | - | |
| Manistee | 4 | - | 4 | - | 2 | 2 | 2 | - | - | - | - | - | - | |
| Marquette | 59 | - | 59 | 1 | 14 | 45 | 24 | 15 | 14 | 4 | 1 | 1 | - | |
| Mason | 35 | - | 35 | 6 | 8 | 27 | 17 | 12 | 5 | - | 1 | - | - | |
| Mecosta | 33 | - | 33 | 3 | 13 | 20 | 14 | 10 | 3 | 4 | 1 | 1 | - | |
| Menominee | 16 | 1 | 15 | 1 | 5 | 10 | 3 | 7 | 2 | 1 | 2 | - | - | |
| Midland | 42 | - | 42 | 1 | 13 | 29 | 15 | 12 | 5 | 10 | - | - | - | |
| Monroe | 82 | 1 | 81 | 13 | 20 | 61 | 35 | 25 | 13 | 3 | 4 | 1 | - | |
| Montcalm | 75 | 1 | 74 | 2 | 26 | 48 | 35 | 11 | 16 | 5 | 3 | 4 | - | |
| Montmorency | 7 | - | 7 | 1 | 1 | 6 | 4 | 2 | - | - | 1 | - | - | |
| Muskegon | 250 | 1 | 249 | 8 | 70 | 179 | 141 | 45 | 37 | 11 | 9 | 5 | 1 | |
| Newaygo | 11 | - | 11 | - | 4 | 7 | 3 | 2 | 2 | 2 | 1 | 1 | - | |

TABLE 16 - DIVORCES BY CASES CONTESTED, LIBELLANT, NUMBER OF CHILDREN; ANNULMENTS: BY COUNTY OF DECREE (continued)

| AREA | Divorces & Annulments | Annulments | D I V O R C E S | | | | | | | | | | | |
|--------------|-----------------------------|------------|-----------------|--------------------|------------|-------|----------|-------|-----|-----|----|----|--------------|---------------|
| | | | Total | Cases Contested | Granted to | | Children | | | | | | 5 or More | Not Stated |
| | | | | | Husband | Wife | 0 | 1 | 2 | 3 | 4 | | | |
| Oakland | 1,172 | 20 | 1,152 | 180 | 249 | 903 | 567 | 285 | 178 | 82 | 21 | 15 | 4 | |
| Oceana | 1 | - | 1 | - | 1 | - | 1 | - | - | - | - | - | - | |
| Ogemaw | 7 | - | 7 | - | 3 | 4 | 2 | 2 | 1 | - | 1 | 1 | - | |
| Ontonagon | 6 | - | 6 | - | 2 | 4 | 3 | 2 | 1 | - | - | - | - | |
| Osceola | 15 | - | 15 | 1 | 4 | 11 | 10 | - | - | 1 | 2 | 2 | - | |
| Oscoda | 3 | - | 3 | 2 | 1 | 2 | 1 | - | 1 | 1 | - | - | - | |
| Otsego | 11 | - | 11 | 2 | 7 | 4 | 4 | 3 | 2 | - | 1 | 1 | - | |
| Ottawa | 78 | - | 78 | 15 | 26 | 52 | 42 | 13 | 11 | 8 | 3 | 1 | - | |
| Presque Isle | 13 | - | 13 | 2 | 3 | 10 | 7 | 1 | 2 | 2 | - | 1 | - | |
| Roscommon | 5 | - | 5 | 1 | 1 | 4 | 1 | 2 | 1 | - | 1 | - | - | |
| Saginaw | 310 | 2 | 308 | 109 | 95 | 213 | 149 | 77 | 47 | 20 | 9 | 6 | - | |
| Sanilac | 26 | 1 | 25 | 8 | 4 | 21 | 14 | 3 | 3 | 2 | 1 | 2 | - | |
| Schoolcraft | 13 | - | 13 | - | 4 | 9 | 3 | 4 | 5 | - | 1 | - | - | |
| Shiawassee | 106 | 1 | 105 | 8 | 27 | 78 | 50 | 26 | 19 | 7 | 1 | 2 | - | |
| St. Clair | 222 | - | 222 | 50 | 54 | 168 | 107 | 54 | 32 | 18 | 8 | 3 | - | |
| St. Joseph | 41 | - | 41 | 3 | 10 | 31 | 24 | 7 | 8 | 1 | - | 1 | - | |
| Tuscola | 32 | - | 32 | 11 | 7 | 25 | 15 | 6 | 6 | 3 | 2 | - | - | |
| Van Buren | 84 | - | 84 | 7 | 24 | 60 | 36 | 24 | 11 | 7 | 3 | 3 | - | |
| Washtenaw | 343 | 6 | 337 | 120 | 77 | 260 | 182 | 81 | 53 | 12 | 4 | 5 | - | |
| Wayne | 6,472 | 74 | 6,398 | 464 | 1,836 | 4,562 | 4,228 | 1,198 | 617 | 228 | 70 | 41 | 16 | |
| Wexford | 38 | - | 38 | 9 | 13 | 25 | 19 | 9 | 4 | 4 | - | 2 | - | |

Note: No report for Alger, Keweenaw, Leelanau, and Missaukee Counties.
Incomplete report for Lake and Luce Counties.